


Snaps are used to connect a ground cord to a static mat. SCC provides two types of snaps. Rivet Style Snaps are attached with a snap tool. Clinch Style Snaps are attached without using a specialized tool. These nickel plated brass snaps provide good electrical connection and a long service life.

SNAPSOCKET3/8

3/8" (10mm) Female Snap
Rivet Style

Socket snaps are held in place by crimping the tip of an eyelet through the center of the socket with a snap tool. This traps the mat between the socket on the top of the mat and the eyelet on the back of the mat. 10 sockets and eyelets are included in each pack. Use with SNAPTOOL.



Socket

Eyelet

SNAPSTUD3/8

3/8" (10mm) Male Snap
Rivet Style

Stud snaps are held in place by crimping the tip of an eyelet through the center of the stud with a snap tool. This traps the mat between the stud on the top of the mat and the eyelet on the back of the mat. 10 studs and eyelets are included in each pack. Use with SNAPTOOL.




Stud

Eyelet

FPSNAP


3/8" (10mm) Female Snap
Prong Clinch Style

Prong Clinch snaps are held in place by pushing the prongs through the mat and crimping them on the bottom of the mat. No special tools are needed.



Prong
Socket

Prongs
on back
of mat



SNAPTOOL

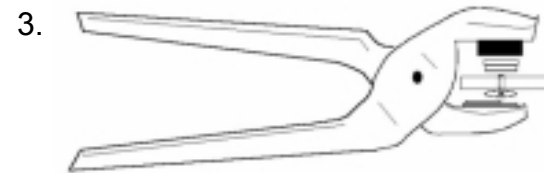
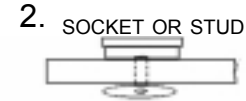
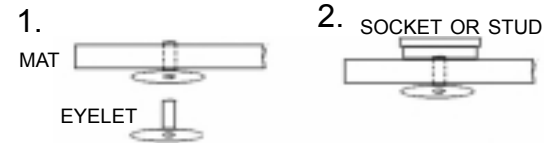
For Attaching Rivet Style Snaps

This simple-to-use tool attaches snaps to static mats. Three easy steps give you a secure snap with good electrical connection. Rugged and rust resistant, the Snap Tool allows you to put a grounding snap right where you need it.



Item Numbers:

SNAPSOCKET3/8	3/8" Female snap and eyelet	10 each per pack
SNAPSTUD3/8	3/8" Male snap and eyelet	10 each per pack
FPSNAP	3/8" Female prong snap	10 each per pack
SNAP TOOL	Snap attaching tool	



Snap Tool Instructions

1. Press the eyelet through the mat from the back. (A utility knife or phillips screw driver can be used to make a hole.)
2. Place the socket or stud on top of the eyelet
3. Position the snap tool over the socket or stud and eyelet and squeeze firmly.

P R O D U C T D A T A S H E E T

Snaps and Snap Tool - FOR STATIC MATS

PRODUCT
SNAPS AND SNAP TOOL

ITEM NUMBER
SEE ABOVE

DATASHEET
1140-A



US and Canada: 866-722-3736
Fax: 866-722-3735
Intl: 919-774-3808
Fax: 919-774-1287
3010 Lee Avenue Sanford, NC 27330
email: info@staticcontrol.com
www.**StaticControl.com** ©