



Series X508 Single and Dual Row Collet Sockets with Wire Wrap Pins

FEATURES:

- Aries collet sockets are available in single or dual rows.
- Cutable to the number of pins desired to fit the application.
- Side-to-side and end-to-end stackable.

SPECIFICATIONS:

- Body material is black UL 94V-0 Nylon 4/6.
- Pin body is Brass Alloy 360 1/2 hard per UNS C36000 ASTM-B16-00.
- Pin body plating is either 10µ [.25µm] min. Gold per MIL-G-45204 or 200µ [5.08µm] min. 93/7 Tin/Lead per ASTM B545 or 200µ [5.08µm] min. Tin per ASTM B545 Type 1 over 100µ [2.54µm] min. Nickel per SAE-AMS-QQ-N-290.
- 4-fingered collet contact is Beryllium Copper Alloy per UNS C17200 ASTM-B194-01.
- Contact plating is either 200µ [5.08µm] min. 93/7 Tin/Lead per ASTM B545 or 200µ [5.08µm] min. Tin per ASTM B545 Type 1 or 10µ [.25µm] min. Gold per MIL-G-45204 over 50µ [1.27µm] min. Nickel per SAE-AMS-QQ-N-290.
- Contact current rating=3 Amps.
- Operating Temp. = -67°F to 221°F [-55°C to 105°C] Tin = -67°F to 257°F [-55°C to 125°C] Gold
- Insertion Force=180 grams/pin; Withdrawal Force=90 grams/pin; Normal Force=140 grams/pin; based on a .018 [.46] dia. test lead.
- Accepts leads .015-.025 [.38-.64] in diameter, .110-.160 [2.79-4.06] long.

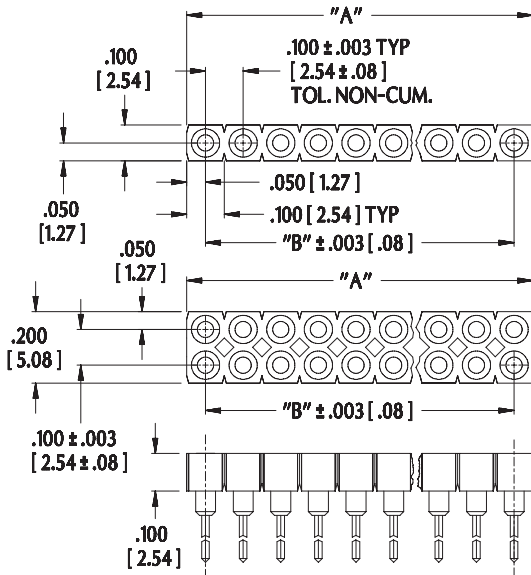
MOUNTING CONSIDERATIONS:

- Suggested PCB hole size=.045 ± .002 [1.14 ± .05] dia.


ALL DIMENSIONS: INCHES [MILLIMETERS]

"A"=(NO. OF PINS PER ROW) X .100 [2.54]

"B"=(NO. OF PINS PER ROW - 1) X .100 [2.54]



All tolerances ± .005 [.13] unless otherwise specified



Note: Aries specializes in custom design and production. In addition to the standard products shown on this page, special materials, platings, sizes, and configurations can be furnished, depending on quantities. Aries reserves the right to change product specifications without notice.

ORDERING INFORMATION

XX-X508-XXXX

No. of pins:
Single row: 1-40 pins
Dual row: 2-40 pins

0=Single row
1=Dual row

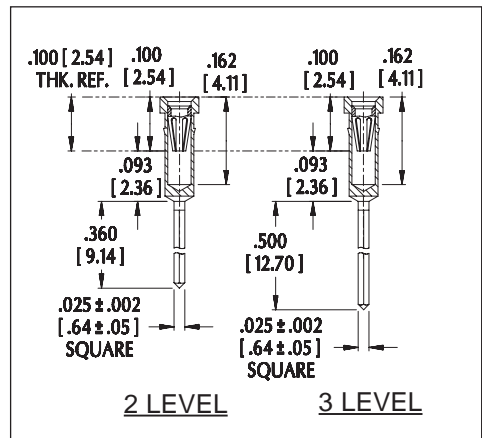
Series

Plating:

0=Gold collet/Tin shell
0TL=Gold collet/Tin/Lead shell
1=Gold collet/Gold shell

2=2 level wire wrap
3=3 level wire wrap

Consult Data Sheet No. 12020 for Series X518 Collet Sockets with solder tail pins.



http://www.arieselec.com • info@arieselec.com

NORTH AMERICA
Frenchtown, NJ USA
TEL: (908) 996-6841
FAX: (908) 996-3891



EUROPE
TEL: +44 870 240 0249
FAX: +44 871 919 6033
europe@arieselec.com



12021
REV.E