



Features

- Shielded construction
- Unit height of 8.0 mm
- Inductance range: 0.15 μ H to 0.44 μ H
- Current up to 50 A
- Lead free
- RoHS compliant*



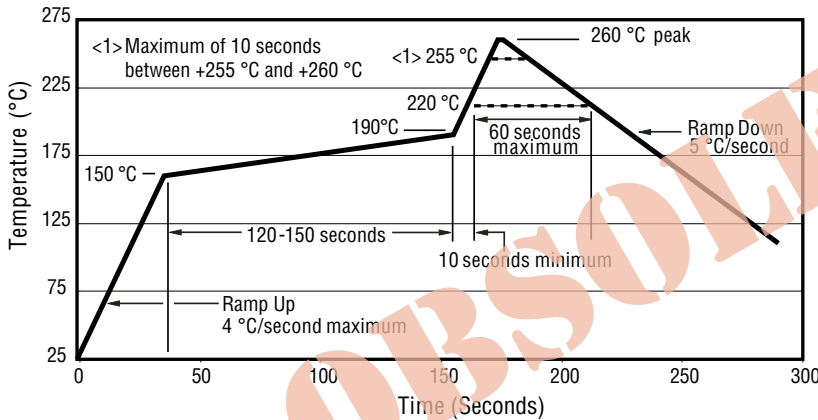
The SRP1280 Series is obsolete and not recommended for new designs.

SRP1280 Series - Shielded Power Inductors

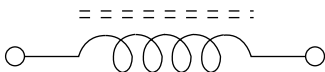
Electrical Specifications

Bourns Part No.	Inductance L (μ H)	Test Frequency (Hz)	I rms (A) max.	I sat (A) max.	DCR (m Ω) max.
SRP1280-R15Y	0.15 \pm 30 %	0.1 V / 500K	50	55	0.60
SRP1280-R21M	0.21 \pm 20 %	0.1 V / 500K	45	50	0.60
SRP1280-R26M	0.26 \pm 20 %	0.1 V / 500K	40	45	0.60
SRP1280-R32M	0.32 \pm 20 %	0.1 V / 500K	40	41	0.60
SRP1280-R44M	0.44 \pm 20 %	0.1 V / 500K	28	30	0.60

Soldering Profile



Electrical Schematic



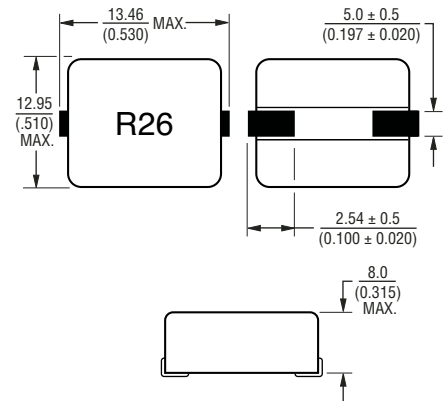
General Specifications

Test Voltage0.1 V
 Test Frequency500 KHz
 Reflow Soldering230 °C; 50 sec max.
 Operating Temperature ..-55 °C to +150 °C
 (Temperature rise included)
 Storage Temperature..-55 °C to +150 °C
 Resistance to Soldering Heat
+260 °C for 10 sec.

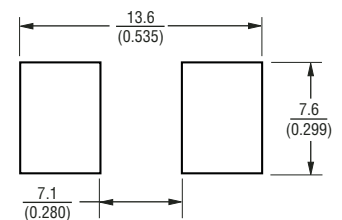
Materials

Core.....Ferrite
 Wire.....Enameled copper
 Terminal.....Cu/Sn
 Rated Current.....Ind. drops 20 % at I sat
 Temperature Rise.....40 °C at rated I rms
 Packaging400 pcs. per 13-inch reel

Product Dimensions



Recommended Layout



DIMENSIONS: $\frac{\text{MM}}{\text{(INCHES)}}$

*RoHS Directive 2002/95/EC Jan 27 2003 including Annex
 Specifications are subject to change without notice.
 Customers should verify actual device performance in their specific applications.

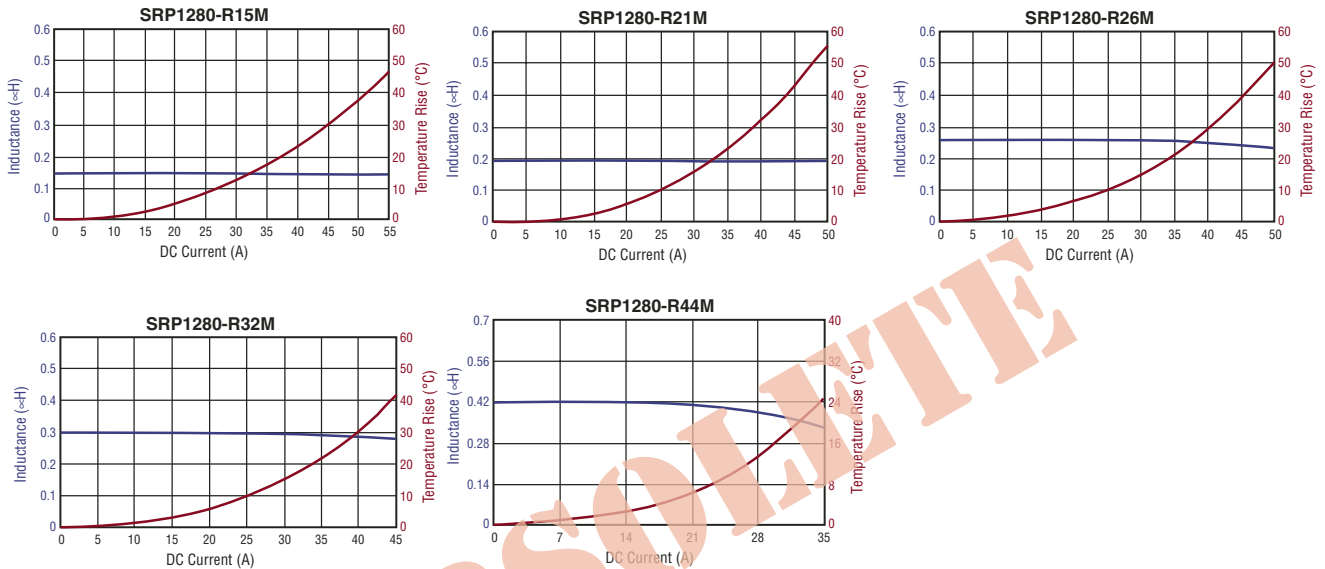
Applications

- Input/output of DC/DC converters
- Power supplies for:
 - Portable communications equipment
 - Camcorders
 - LCD TVs
 - Car audio systems

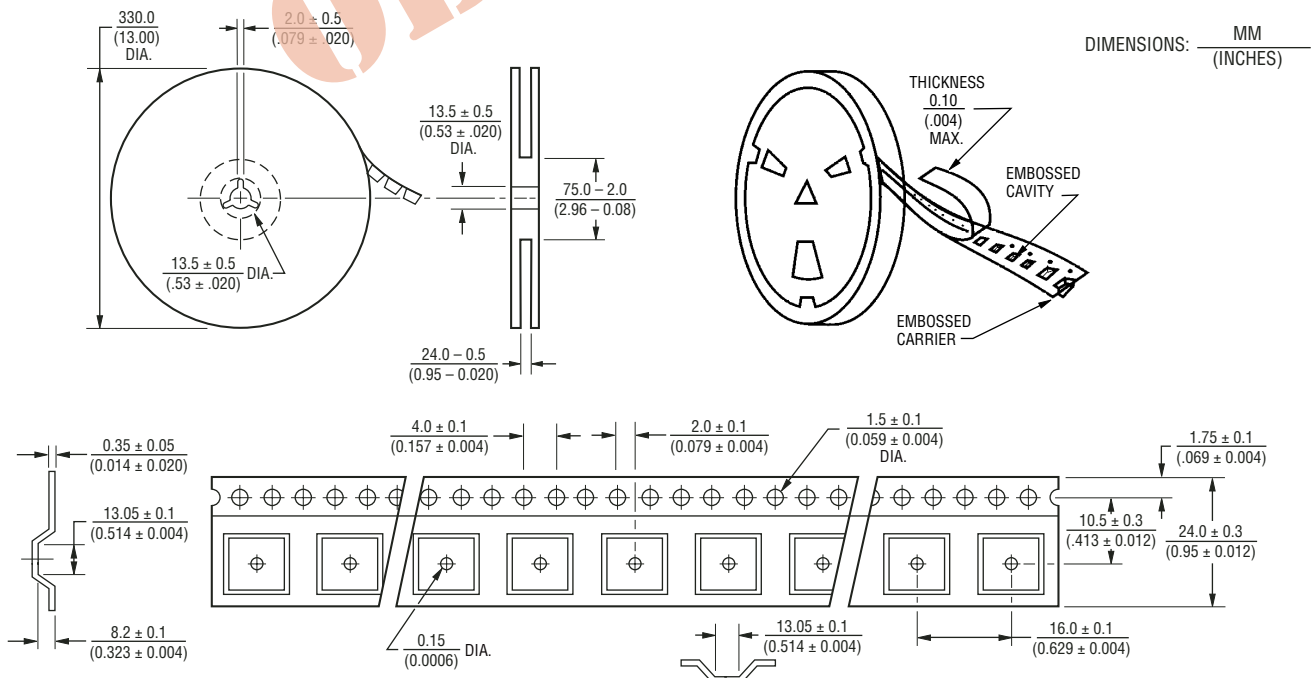
SRP1280 Series - Shielded Power Inductors

BOURNS®

L vs. I Charts



Packaging Specifications



REV. 08/08

Specifications are subject to change without notice. Customers should verify actual device performance in their specific applications.