


CHB100

S E R I E S

50-100 WATT 1/2 BRICK DC-DC CONVERTERS



Features

- 50-100W Isolated Output
- Half Brick Package
- Regulated Outputs
- Efficiency to 85%
- 500KHz Switching Frequency
- Five-Sided Shield Metal Case
- Continuous Short Circuit Protection

MODEL NUMBER	INPUT VOLTAGE	OUTPUT VOLTAGE	OUTPUT CURRENT	INPUT CURRENT		% EFF.	SIZE
				NO LOAD	FULL LOAD		
CHB100-24S25	18-36 VDC	2.5 VDC	20A	50 mA	2705 mA	77	Half-Brick
CHB100-24S33		3.3 VDC	20A		3480 mA	79	
CHB100-24S05		5 VDC	20A		5020 mA	83	
CHB100-24S12		12 VDC	8.3A		4880 mA	85	
CHB100-24S15		15 VDC	6.7A		4925 mA	85	
CHB100-24S24		24 VDC	4.17A		4905 mA	85	
CHB100-48S25	36-75 VDC	2.5 VDC	20A	50 mA	1335 mA	78	Half-Brick
CHB100-48S33		3.3 VDC	20A		1720 mA	80	
CHB100-48S05		5 VDC	20A		2480 mA	84	
CHB100-48S12		12 VDC	8.3A		2442 mA	85	
CHB100-48S15		15 VDC	6.7A		2463 mA	85	
CHB100-48S24		24 VDC	4.17A		2463 mA	85	

NOTE: 1. Nominal Input Voltage 24 or 48 VDC

Specifications

INPUT SPECIFICATIONS:

Input Voltage Range.....24V.....18-36V
 48V.....36-75V
 Undervoltage lockout24Vin power up.....17V
 power down16V
 48Vin power up.....34V
 power down32.5V
 Positive Logic Remote ON/OFF^{3,4}
 Input Filter PI Type

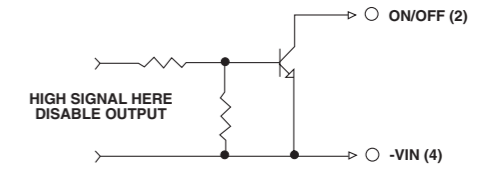
OUTPUT SPECIFICATIONS:

Voltage Accuracy :±1% max.
 Transient Response :25% Step Load Change.....<500µ sec.
 External Trim Adj. Range±10%
 Ripple & Noise, 20MHz BW, 2.5V & 3.3V & 5V.....40mV RMS., max.
 100mV pk-pk, max.
 12V & 15V.....60mV RMS., max.
 150mV pk-pk, max.
 24V.....100mV RMS., max.
 240mV pk-pk, max.
 Temperature Coefficient..... ±0.03%/°C
 Short Circuit Protection..... Continuous
 Line Regulation¹±0.2% max.
 Load Regulation²±0.2% max.
 Over Voltage Protection trip Range, % Vo nom.....115-140%
 Current Limit110% ~140% Nominal Output

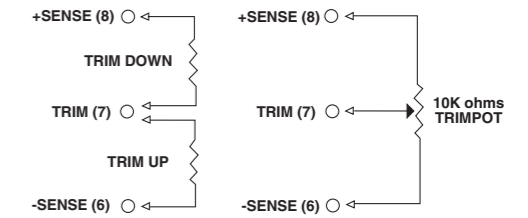
GENERAL SPECIFICATIONS:

Efficiency.....See Table
 Isolation VoltageInput/Output.....1500VDC min.
 Input/Case.....1500VDC min.
 Output/Case.....1500VDC min.
 Isolation Resistance10⁷ ohm min.
 Switching Frequency500KHz, Typ.
 Operating Case Temperature-40°C to 100°C
 Storage Temperature-40°C to +105°C
 Thermal Shutdown, Case Temp.100°C Typ.
 Dimensions2.28x2.40x0.50 inches
 (57.9x61.0x12.7 mm)
 Case Material.....Aluminum
 Weight.....95g

Remote On/Off Control



External Output Trim



PIN CONNECTION

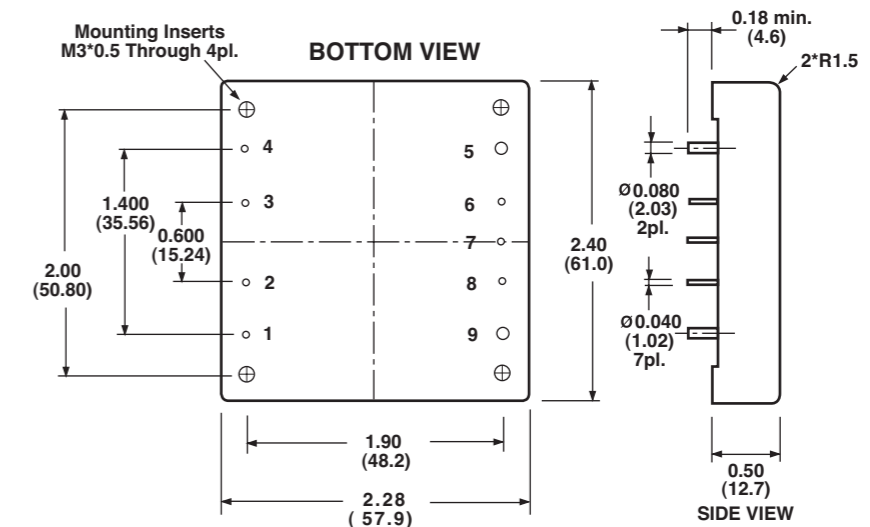
Pin	Function
1	+V Input
2	ON/OFF
3	CASE
4	-V Input
5	-V Output
6	-Sense
7	Trim
8	+Sense
9	+Vout

NOTE:

1. Measured From High Line to Low Line.
2. Measured From Full Load to Zero Load.
3. Logic CompatibilityOpen Collector ref. to -Input.
 Module ONOpen Circuit
 Module OFF<0.8Vdc
4. Suffix "N" to the Model Number with Negative Logic Remote ON/OFF.

CASE HB

All Dimensions In Inches(mm)
 Tolerance Inches: x.xx= ±0.02, x.xxx= ±0.010
 Millimeters: x.x= ±0.5, x.xx= ±0.25



All Specifications Typical At Nominal Line, Full Load and 25°C Unless Otherwise Noted.