



SAW Components

Data Sheet B3857





SAW Components

B3857

Low-Loss Filter

919,5 MHz

Data Sheet

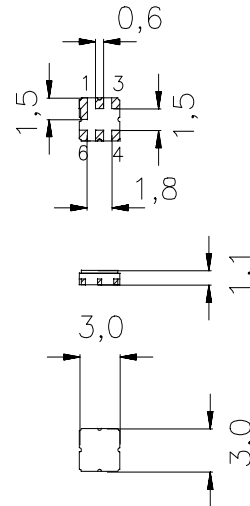
Ceramic package DCC6C

Features

- Low-loss RF filter for TETRA phone
- Usable bandwidth 5 MHz
- No matching required for operation at 50 Ω
- Package for Surface Mounted Technology (SMT)
- Hermetically sealed ceramic package

Terminals

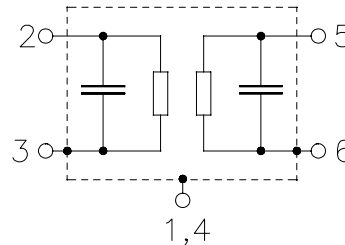
- Gold-plated



typ. Dimensions in mm, approx. weight 0,037 g

Pin configuration

- 2 Input
- 5 Output
- 1, 3, 4, 6 To be grounded



Type	Ordering code	Marking and Package according to	Packing according to
B3857	B39921-B3857-U410	C61157-A7-A67	F61074-V8088-Z000

Electrostatic Sensitive Device (ESD)

Maximum ratings

Operable temperature range	T_A	-35 / +85	°C	
Storage temperature range	T_{stg}	-40 / +85	°C	
DC voltage	V_{DC}	0	V	
Source power (cw)	P_s	6	dBm	source impedance 50 Ω


SAW Components
B3857
Low-Loss Filter
919,5 MHz
Data Sheet
Characteristics

Operating temperature range: $T_A = 25 \pm 10 \text{ }^\circ\text{C}$
 Terminating source impedance: $Z_S = 50 \text{ } \Omega$
 Terminating load impedance: $Z_L = 50 \text{ } \Omega$

		min.	typ.	max.	
Nominal frequency	f_N	—	919,5	—	MHz
Maximum insertion attenuation 917,0 MHz ... 922,0 MHz	α_{\max}	—	1,7	2,8	dB
Amplitude ripple (p-p) 917,0 MHz ... 922,0 MHz	$\Delta\alpha$	—	0,1	1,0	dB
Group delay ripple (p-p) 917,0 MHz ... 922,0 MHz	$\Delta\tau$	—	10	30	ns
Return loss (Input and Output) 917,0 MHz ... 922,0 MHz		11,0	15,0	—	dB
Absolute attenuation	α_{abs}				
0,1 MHz ... 895,0 MHz		12	40	—	dB
932,0 MHz ... 937,0 MHz		10	13	—	dB
937,0 MHz ... 942,0 MHz		14	23	—	dB
942,0 MHz ... 947,0 MHz		18	28	—	dB
947,0 MHz ... 2000,0 MHz		26	29	—	dB
2000,0 MHz ... 4000,0 MHz		15	28	—	dB
Temperature coefficient of frequency	TC_f	—	-36	—	ppm/K



SAW Components

B3857

Low-Loss Filter

919,5 MHz

Data Sheet

Characteristics

Operating temperature range: $T_A = -30 \dots +75 \text{ }^\circ\text{C}$
 Terminating source impedance: $Z_S = 50 \text{ } \Omega$
 Terminating load impedance: $Z_L = 50 \text{ } \Omega$

		min.	typ.	max.	
Nominal frequency	f_N	—	919,5	—	MHz
Maximum insertion attenuation 917,0 MHz ... 922,0 MHz	α_{\max}	—	1,9	3,4	dB
Amplitude ripple (p-p) 917,0 MHz ... 922,0 MHz	$\Delta\alpha$	—	0,2	1,3	dB
Group delay ripple (p-p) 917,0 MHz ... 922,0 MHz	$\Delta\tau$	—	15	30	ns
Return loss (Input and Output) 917,0 MHz ... 922,0 MHz		10,0	15,0	—	dB
Absolute attenuation	α_{abs}				
0,1 MHz ... 895,0 MHz		10	35	—	dB
932,0 MHz ... 937,0 MHz		8	10	—	dB
937,0 MHz ... 942,0 MHz		12	21	—	dB
942,0 MHz ... 947,0 MHz		15	27	—	dB
947,0 MHz ... 2000,0 MHz		26	29	—	dB
2000,0 MHz ... 4000,0 MHz		15	28	—	dB
Temperature coefficient of frequency	TC_f	—	-36	—	ppm/K



SAW Components

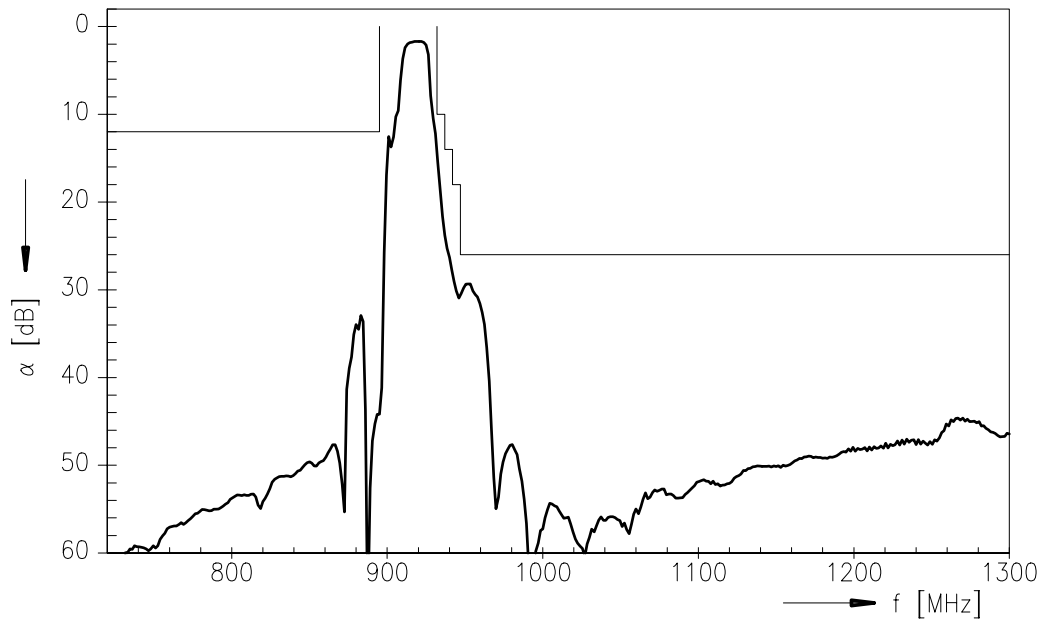
B3857

Low-Loss Filter

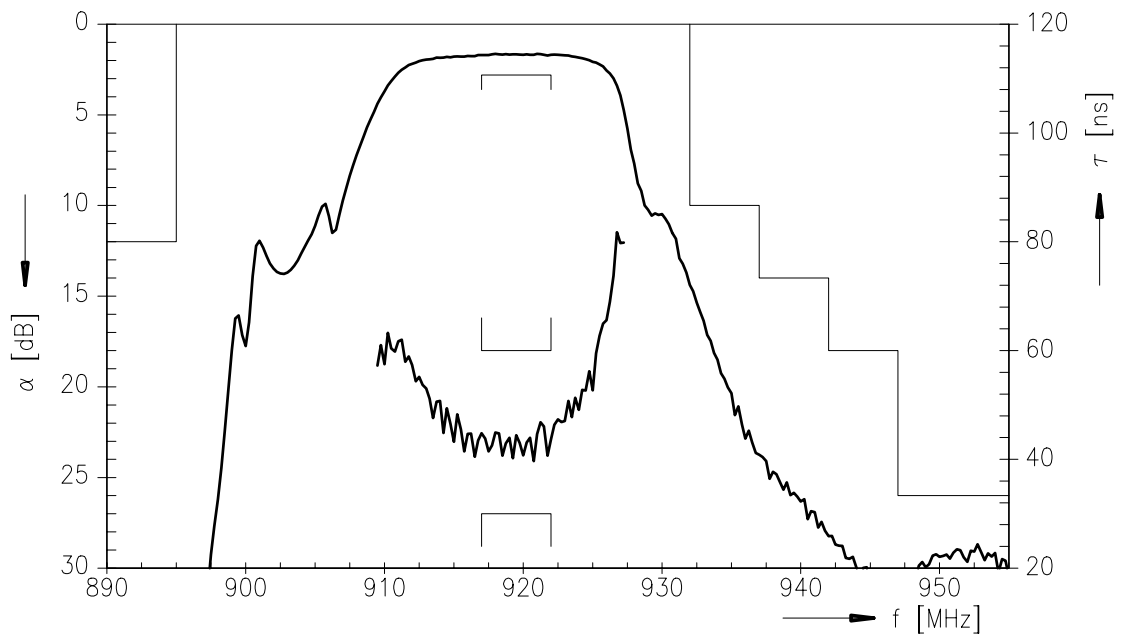
919,5 MHz

Data Sheet

Transfer function



Transfer function (pass band, $25 \pm 10 \text{ }^\circ\text{C}$)





SAW Components

B3857

Low-Loss Filter

919,5 MHz

Data Sheet

Published by EPCOS AG

Surface Acoustic Wave Components Division, SAW MC IS

P.O. Box 80 17 09, 81617 Munich, GERMANY

© EPCOS AG 2002. Reproduction, publication and dissemination of this brochure and the information contained therein without EPCOS' prior express consent is prohibited.

Purchase orders are subject to the General Conditions for the Supply of Products and Services of the Electrical and Electronics Industry recommended by the ZVEI (German Electrical and Electronic Manufacturers' Association), unless otherwise agreed.

This brochure replaces the previous edition.

For questions on technology, prices and delivery please contact the Sales Offices of EPCOS AG or the international Representatives.

Due to technical requirements components may contain dangerous substances. For information on the type in question please also contact one of our Sales Offices.