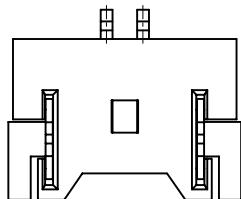
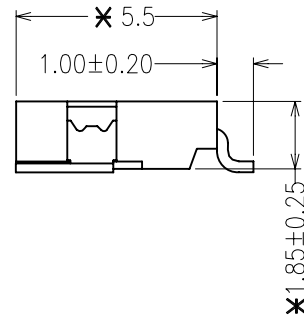
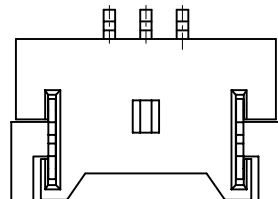


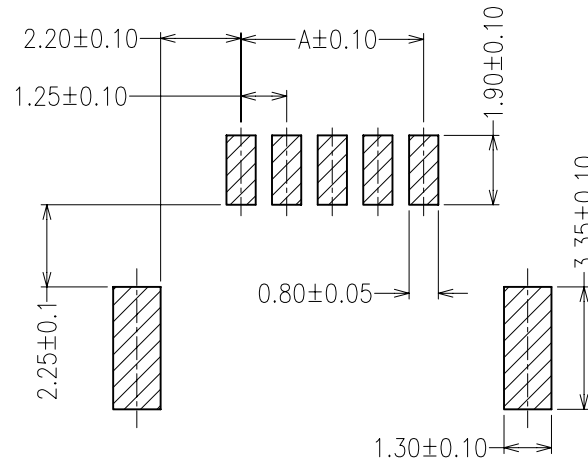
CIRCUIT 1



2P



3P



RECOMMENDED PCB LAYOUT

NO. OF POSITIONS	DIMENSIONS		
	A	B	C
02	1.25	7.65	7.97
03	2.50	8.90	9.22
04	3.75	10.15	10.47
05	5.00	11.40	11.72
06	6.25	12.65	12.97
07	7.50	13.90	14.22
08	8.75	15.15	15.47
09	10.00	16.40	16.72
10	11.25	17.65	17.97
11	12.50	18.90	19.22
12	13.75	20.15	20.47
14	16.25	22.65	22.97
15	17.50	23.90	24.22
16	18.75	25.15	25.47
20	23.75	30.15	30.47
30	36.25	42.65	42.97

SPECIFICATIONS:

MATERIAL:-

MOULDING: NYLON 6T, UL94V-0

CONTACT: BRASS

SOLDER TAB: BRASS

FINISH:-

MOULDING: BEIGE COLOR

CONTACT: GOLD PLATED

SOLDER TAB: GOLD PLATED

ELECTRICAL:-

CURRENT RATING: 1A AC, DC

WORKING VOLTAGE: 125V AD, DC

WITHSTANDING VOLTAGE: 500V AC/MINUTE

CONTACT RESISTANCE: 20 mΩ MAX.

INSULATION RESISTANCE: 100 MΩ MIN.

ENVIRONMENTAL:-

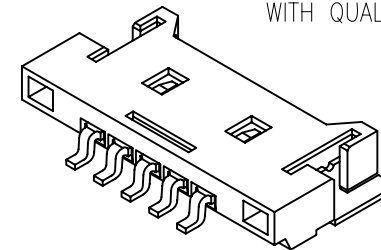
TEMPERATURE RANGE: -25°C ~ +85°C

NOTES: ALL DIMENSIONS AND NOTES

MARKED \times ARE CRITICAL AND

MUST BE CHECKED IN ACCORDANCE

WITH QUALITY DOC. QI-02A



Allan	2	17.09.07	A075
Allan	1	01.08.06	-
NAME	ISS.	DATE	C/NOTE

APPROVED:

CHECKED:

DRAWN: Allan

CUSTOMER REF.:

ASSEMBLY DRG:

ORDER CODE

M30-501 XX 45R

NO. OF WAYS PER ROW

HARWIN

HARWIN USA
TEL: 603 893 5376
FAX: 603 893 5396
mis@harwin.com

HARWIN Europe (UK)
TEL: 023 9231 4545
FAX: 023 9231 4590
mis@harwin.co.uk

HARWIN Asia
TEL: +65 6 779 4909
FAX: +65 6 779 3868
mis@harwin.com.sg

THIS DRAWING AND ANY INFORMATION OR DESCRIPTIVE MATTER SET OUT HEREON ARE CONFIDENTIAL AND COPYRIGHT PROPERTY OF THE HARWIN GROUP AND MUST NOT BE DISCLOSED, LOANED, COPIED OR USED FOR MANUFACTURING, TENDERING OR FOR ANY OTHER PURPOSE WITHOUT THEIR WRITTEN PERMISSION.

TOLERANCES

X. = ± 1 mm
X.X = ± 0.25 mm
X.XX = ± 0.15 mm
X.XXX = ± 0.05 mm

ANGLES = $\pm 5^\circ$

UNLESS STATED

MATERIAL:

SEE NOTES

FINISH:

SEE NOTES

S/AREA:

mm²

TITLE:

1.25mm PITCH R/A WAFER
SMT TYPE ULTRA LOW PROFILE

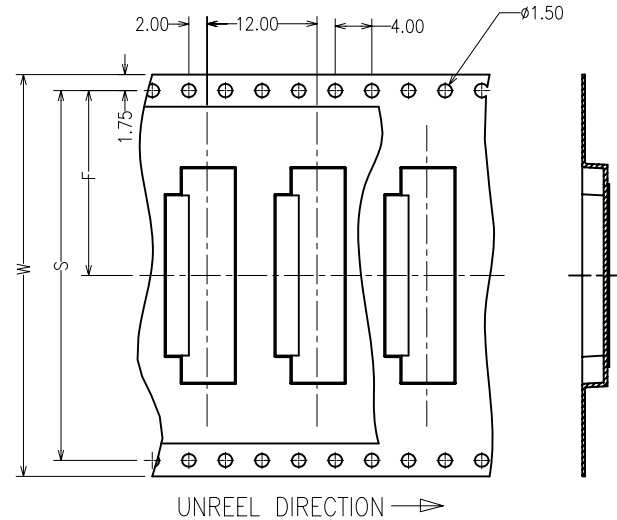
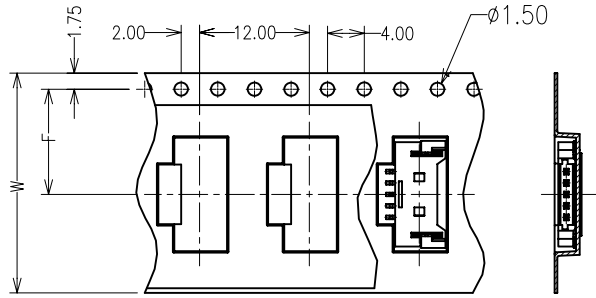
DRAWING NUMBER:

M30-501 XX 45R

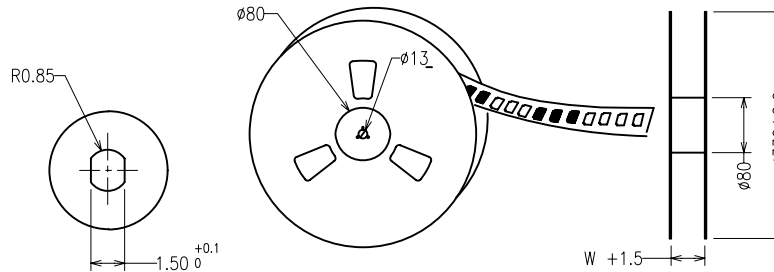
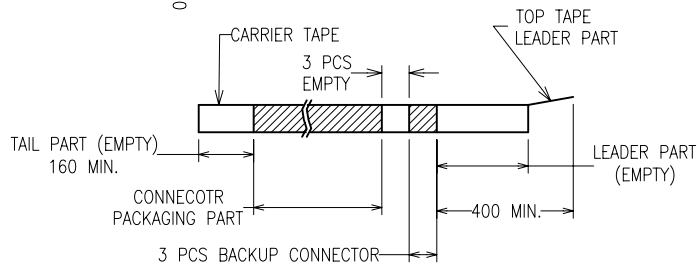
SHT
1
OF
2

10-30 POSITIONS

02-09 POSITIONS



NO. OF POSITIONS	W ±0.3	F ±0.1	S ±0.1	QTY/ REEL
02	16	7.50		1000
03	24	11.50		1000
04	24	11.50		1000
05	24	11.50		1000
06	24	11.50		1000
07	24	11.50		1000
08	24	11.50		1000
09	24	11.50		1000
10	32	14.20	28.40	1000
11	32	14.20	28.40	1000
12	32	14.20	28.40	1000
13	32	14.20	28.40	1000
14	44	20.20	40.40	1000
15	44	20.20	40.40	1000
20	44	20.20	40.40	1000
30	56	26.20	52.40	1000



Allan Allan	2 1	17.09.07 01.08.06	A075 -
NAME	ISS.	DATE	C/NOTE
APPROVED:			
CHECKED:			
DRAWN:			
CUSTOMER REF.:			
ASSEMBLY DRG:			

HARWIN

HARWIN USA
TEL: 603 893 5376
FAX: 603 893 5396
mis@harwin.com

HARWIN Europe (UK)
TEL: 023 9231 4545
FAX: 023 9231 4590
mis@harwin.co.uk

HARWIN Asia
TEL: +65 6 779 4909
FAX: +65 6 779 3868
mis@harwin.com.sg

THIS DRAWING AND ANY INFORMATION OR DESCRIPTIVE MATTER SET OUT HEREON ARE CONFIDENTIAL AND COPYRIGHT PROPERTY OF THE HARWIN GROUP AND MUST NOT BE DISCLOSED, LOANED, COPIED OR USED FOR MANUFACTURING, TENDERING OR FOR ANY OTHER PURPOSE WITHOUT THEIR WRITTEN PERMISSION.

TOLERANCES
X. = ±1mm
X.X = ±0.25mm
X.XX = ±0.15mm
X.XXX = ±0.05mm
ANGLES = ±5'
UNLESS STATED

MATERIAL: SEE NOTES
FINISH: SEE NOTES
S/AREA: mm²

TITLE: 1.25mm PITCH R/A WAFER SMT TYPE ULTRA LOW PROFILE
DRAWING NUMBER: M30-501 XX 45R
SHT 2 OF 2