

# Customer Information Sheet

DRAWING No.: M80-480XXXX

SHEET 2 OF 2

IF IN DOUBT - ASK

©

NOT TO SCALE

THIRD ANGLE PROJECTION

ALL DIMENSIONS IN mm

**SPECIFICATIONS:**

**MATERIAL:**

MOULDING = GLASS-FILLED PPS, UL94V-0, BLACK  
 CONTACT CLIP = BERYLLIUM COPPER  
 CONTACT SHELL = BRASS  
 JACKSCREW, CIRCLIP = STAINLESS STEEL

**FINISH:**

05 = 0.3µ GOLD CLIP, 0.25-0.3µ GOLD SHELL  
 42 = 0.3µ GOLD CLIP, 3.5-5.0µ 100% TIN SHELL

**ELECTRICAL:**

CURRENT RATING AT 25°C = 3.0A MAX  
 CURRENT RATING AT 85°C = 2.2A MAX  
 WORKING VOLTAGE = 120V AC/DC  
 VOLTAGE PROOF = 360V AC/DC  
 CONTACT RESISTANCE = 25 mΩ MAX  
 INSULATION RESISTANCE = 100 MΩ MIN

**MECHANICAL:**

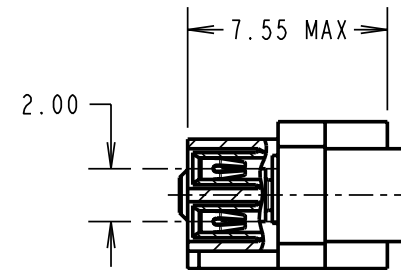
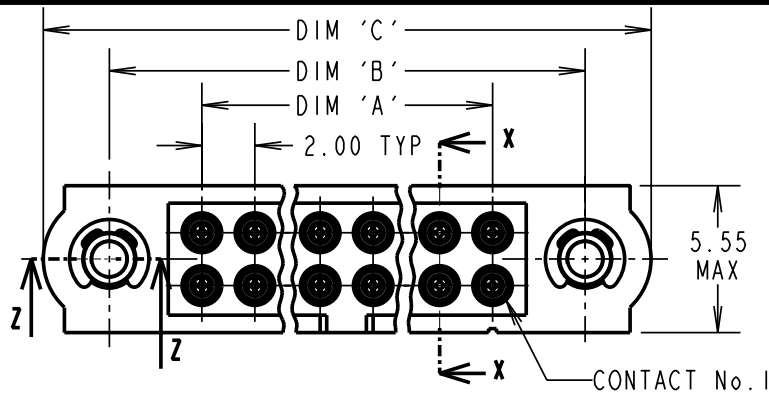
DURABILITY = 500 OPERATIONS  
 INSERTION FORCE (∅0.5mm GAUGE) = 2.8N MAX  
 WITHDRAWAL FORCE (∅0.5mm GAUGE) = 0.2N MIN

**ENVIRONMENTAL:**

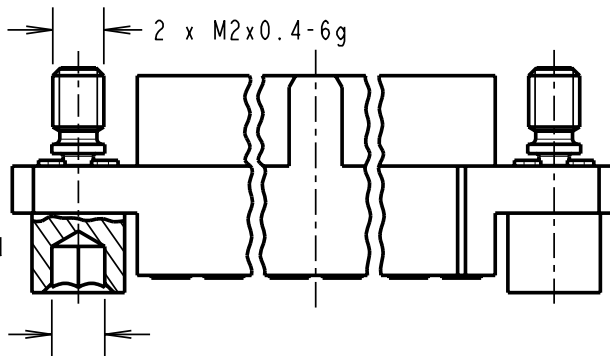
TEMPERATURE RANGE = -55°C TO +125°C

**PACKING:**

LOOSE  
 FOR COMPLETE SPECIFICATION, SEE  
 COMPONENT SPECIFICATION C005XX  
 (LATEST ISSUE)



PART SECTION X-X



PART SECTION Z-Z

2.00 A/F HEX SOCKET

**NOTES:**

- CONNECTOR IS SUPPLIED WITH CONTACTS LOOSE.
- FOR EXTRA CONTACTS, USE PART NUMBER M80-0110005 FOR M80-480XX05 AND M80-0110001 FOR M80-480XX42.
- RECOMMENDED WIRE TYPE = BS 3G 210 TYPE A, PTFE INSULATED 22 AWG. MAX INSULATION DIAMETER = ∅1.10mm, STRIP WIRE BY 2.00mm.
- RECOMMENDED HAND CRIMP TOOL = M22520/2-01 WITH POSITIONER T5747.
- CONTACT INSERTION AND EXTRACTION TOOL = Z80-280
- INSTRUCTION SHEETS ARE AVAILABLE.

DIMENSION	CALCULATION
DIM 'A'	TOTAL No. OF CONTACTS - 2
DIM 'B'	TOTAL No. OF CONTACTS + 5
DIM 'C'	TOTAL No. OF CONTACTS + 10

EXAMPLE: CONNECTOR WITH 20 CONTACTS, GOLD CLIP AND 100% TIN SHELL, M80-4802042

DIM 'A' = 18.00mm, DIM 'B' = 25.00mm, DIM 'C' = 30.00mm

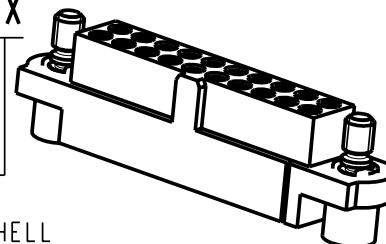
**ORDER CODE:**

**M80-480XXXX**

TOTAL No. OF CONTACTS \_\_\_\_\_  
 04 TO 50  
 (EVEN NUMBERS ONLY)

**FINISH CODE** \_\_\_\_\_

05 - GOLD CLIP, GOLD SHELL  
 42 - GOLD CLIP, 100% TIN SHELL



RA	D	19.06.08	10059
NAME	ISS.	DATE	C/NOTE
APPROVED:		R.ADDE	
CHECKED:		M.G.PLESTED	
DRAWN:		B. M. KENT	
CUSTOMER REF.:			
ASSEMBLY DRG:			

**HARWIN**

HARWIN USA  
 TEL: 603 893 5376  
 FAX: 603 893 5396  
 mis@harwin.com

HARWIN Europe (UK)  
 TEL: 023 9231 4545  
 FAX: 023 9231 4590  
 mis@harwin.co.uk

HARWIN Asia  
 TEL: +65 6 779 4909  
 FAX: +65 6 779 3868  
 mis@harwin.com.sg

THIS DRAWING AND ANY INFORMATION OR DESCRIPTIVE MATTER SET OUT HEREON ARE CONFIDENTIAL AND COPYRIGHT PROPERTY OF THE HARWIN GROUP AND MUST NOT BE DISCLOSED, LOANED, COPIED OR USED FOR MANUFACTURING, TENDERING OR FOR ANY OTHER PURPOSE WITHOUT THEIR WRITTEN PERMISSION.

**TOLERANCES**

X. = ±1mm  
 X.X = ±0.25mm  
 X.XX = ±0.10mm  
 X.XXX = ±0.01mm

ANGLES = ±5°

UNLESS STATED

**MATERIAL:**

SEE ABOVE

FINISH: SEE ABOVE

S/AREA:

mm<sup>2</sup>

TITLE: DATAMATE DIL CRIMP (LARGE BORE) FEMALE ASSEMBLY WITH HEX SOCKET JACKSCREW

DRAWING NUMBER:

**M80-480XXXX**

SHT 2 OF 2