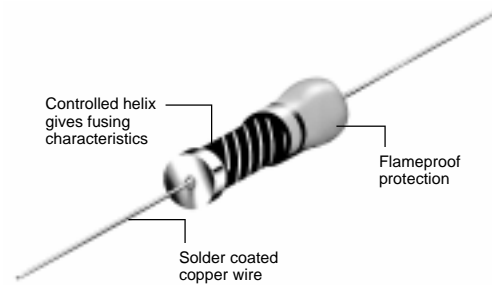


# FUSIBLE METAL FILM RESISTOR

ISO-9001  
Registered



## FA8025 SERIES

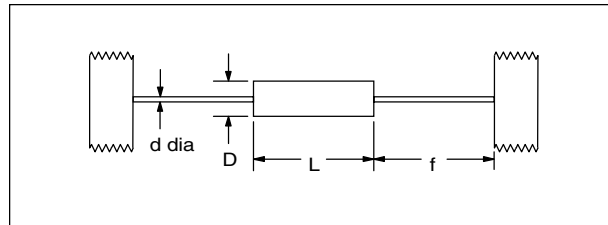


- Flameproof
- Predictable fusing characteristics

### ELECTRICAL DATA:

Commercial		FA8225	FA8325	FA8425
Power Rating at 70°C	watts	0.25	0.5	1.5
Resistance Range	ohms	0.1 - 10K	0.1 - 27K	1 - 22K
Limiting Element Voltage	volts	250	350	500
TCR	ppm/°C	250	250	250
Resistance Tolerance	%	5		
Standard Values		2% EIA values preferred		
Thermal Impedance	°C/watt	140	90	70
Operating Temperature Range	°C	-55 to 155		

### PHYSICAL DATA:



#### DIMENSIONS (Inches and (mm)) & WEIGHT (G)

Type	L max	D max	f min	d nom	PCB mounting centers	Min Bend Radius	Wt. nom
FA8225	.275 (7.0)	.090 (2.3)	.827 (21)	.024 (0.6)	.402 (10.2)	.024 (0.6)	0.3
FA8325	.394 (9.0)	.134 (3.4)	.772 (19.6)	.031 (0.8)	.500 (12.7)	.047 (1.2)	0.6
FA8425	.571 (14.5)	.201 (5.1)	.941 (23.9)	.031 (0.8)	.724 (18.4)	.047 (1.2)	1.1

#### Construction:

The metal film is deposited on a high purity ceramic rod. End caps are force fitted and termination wires welded to the caps. The resistive film is adjusted to the required value by a helical cut; finally the cement protection is applied to the resistor body and marked with indelible ink.

**Termination:** Solder-coated copper wire.

#### Marking:

Resistors are color coded with five bands. Four of the bands are used to indicate value and tolerance, with IEC 62 colors being used. A fifth yellow band denotes constant voltage fusibility.

#### Solvent Resistance:

The body protection and marking are resistant to all normal industrial cleaning solvents suitable for printed circuits.

#### Flammability:

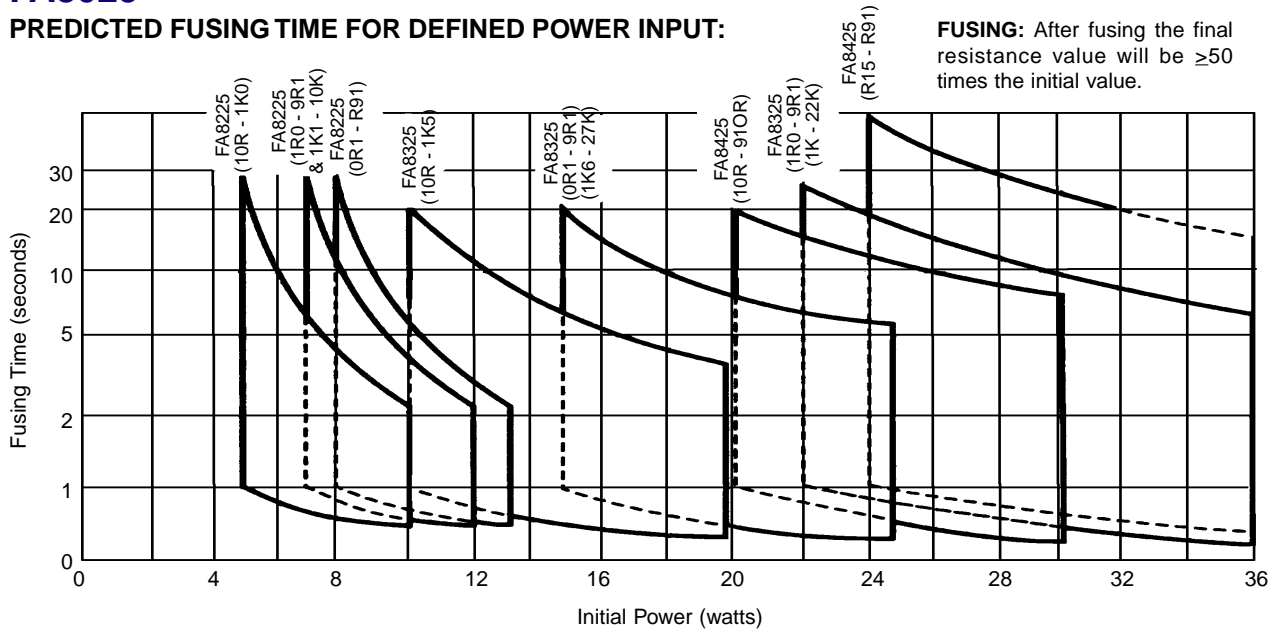
The resistors will not burn or emit incandescent particles under any condition of applied temperature or power overload.

### PERFORMANCE DATA:

		Performance	
		Maximum	Typical
Load: 1000 hours at 70°C	ΔR%	2	0.5
Shelf Life: 12 months at room temperature	ΔR%	0.5	0.2
Derating from Rated Power at 70°C		zero at 155°C	
Temperature Rapid Change	ΔR%	0.5	0.2
Resistance to Solder Heat	ΔR%	0.5	0.2

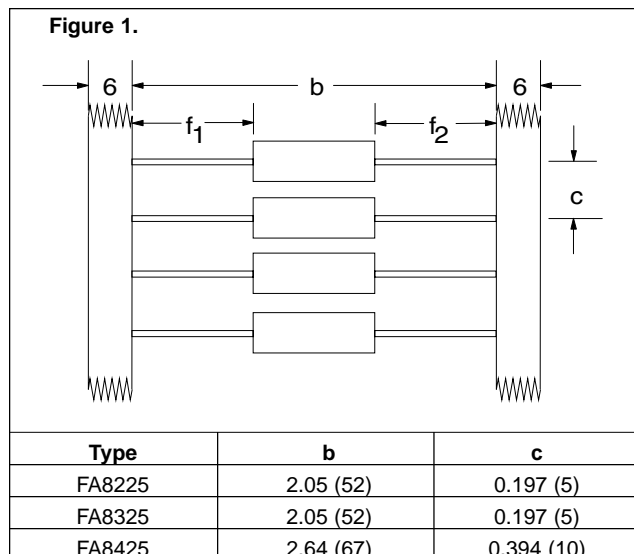
## FA8025

### PREDICTED FUSING TIME FOR DEFINED POWER INPUT:



### PACKAGING:

All resistors are supplied tape packed ready for loading onto automatic sequencing and insertion machines. The standard taping method and critical dimensions are shown in figure 1. Component wires will not protrude beyond the outside edge of the tapes. FA8225 resistors can be supplied vertically taped in ammo packs or reels. See figure 2. FA8325/FA8425 can also be supplied loose packed in plastic bags or boxes.



### Standard Quantities Per Package

Type	Code	FA8225	FA8325	FA8425
Reel	R	5000	5000	1500
Large Ammo Pack	A	5000	2000	1000

### HOW TO ORDER:

Specify type, reference etc. as indicated in this example of FA8325 1.1K ohms 5%, resistor taped and reeled.

**FA8325 1K1 J R**

Type \_\_\_\_\_  
 Value \_\_\_\_\_  
 Tolerance Codes \_\_\_\_\_  
 Packaging Details \_\_\_\_\_