

# Axial Lead and Cartridge Fuses

Designed to IEC Standard

## 5 x 20 mm Time Lag Fuse (Slo-Blo®) Fuse 219XA Series



- Designed to International (IEC) Standards for use globally.
- Meets the IEC 60127-2, Sheet 6 specification for Time Lag Fuses.
- Available in Cartridge and Axial Lead Format.
- Available in ratings of 1.0 to 6.3 amperes.
- Enhanced Breaking Capacity, High I<sup>2</sup>t


### ELECTRICAL CHARACTERISTICS:

% of Ampere Rating	Opening Time
150%	60 minutes, <b>Minimum</b>
210%	2 minutes, <b>Maximum</b>
275%	0.6 sec., <b>Min.</b> ; 10 sec. <b>Max</b>
400%	.15 sec., <b>Min.</b> ; 3 sec. <b>Max</b>
1000%	0.02 sec., <b>Min.</b> ; 0.3 sec. <b>Max.</b>

**INTERRUPTING RATINGS:** 150 amperes @ 250VAC, unity power factor

### ORDERING INFORMATION:

Catalog Number	Ampere Rating	Nominal Voltage Rating	Nominal Resistance Cold Ohms	Nominal Melting I <sup>2</sup> t A <sup>2</sup> Sec
0219.125XA	.125	250	4.41	0.150
0219.160XA	.160	250	2.44	0.225
0219.200XA	.200	250	1.60	0.350
0219.250XA	.250	250	1.05	0.555
0219.315XA	.315	250	0.848	1.14
0219.400XA	.400	250	0.535	1.35
0219.500XA	.500	250	0.370	2.90
0219.630XA	.630	250	0.275	4.80
0219.800XA	.800	250	0.163	1.99
0219001.XA	1	250	0.117	19.2
02191.25XA	1.25	250	0.082	27.2
021901.6XA	1.6	250	0.055	44.2
0219002.XA	2	250	0.046	92.7
021902.5XA	2.5	250	0.031	138.0
02193.15XA	3.15	250	0.023	202.1
0219004.XA	4	250	0.016	330.0
0219005.XA	5	250	0.012	544.0
021906.3XA	6.3	250	0.011	1093.0



### ENVIRONMENTAL SPECIFICATIONS:

**Operating temperature:** -55°C to 125°C

**Thermal Shock:** MIL-STD-202F Method 107G, Test Condition B: (5 cycles -65°C to +125°C)

**Vibration:** MIL-STD-202F Method 201A

**Humidity:** MIL-STD-202F Method 103B, Test Condition A. high relative humidity (95%) and elevated temperature (40°C) for 240 hours.

**Salt Spray:** MIL-STD-202F Method 101D, Test Condition B

### PHYSICAL SPECIFICATIONS:

**Material:** Body: Glass

Cap: Nickel Plated Brass

Leads: Tin Plated Copper

**Terminal Strength:** MIL-STD-202F Method 211A, Test Condition A

**Solderability:** Reference IEC 60127 Second Edition 2003-01 Annex A

**Product Marking:** Cap 1: current and voltage rating.  
Cap 2: Agency approval markings.

**Packaging:** Available in Bulk (V=5, H=100, M=1000 pcs/pkg) or on Tape/Reel (MRET1=1000 pcs/reel).

# Axial Lead and Cartridge Fuses

Designed to IEC Standard

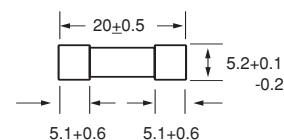
## 5 x 20 mm Time Lag Fuse (Slo-Blo®) Fuse 219XA Series



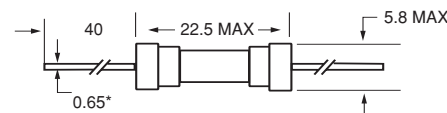
### Agency Approvals

Agency Approvals		Ampere Range
	Certificate No. Cartridge NBK220604-E10480A NBK230604-E10480A Leaded NBK220604-E10480B NBK230604-E10480B	1A – 5A 6.3A
	Certificate No. 2004010207110266 2003010207079982	125mA – 800mA 1A – 6.3A
	Certificate No. Pending	125mA – 6.3A
Recognised File No. E10480 Guide No. JDYX2		
File No. Pending Acc. Class No.		
Licence No. KM41462		
File No. 402708 310144	125mA – 800mA 1A – 6.3A	

0219 000XA



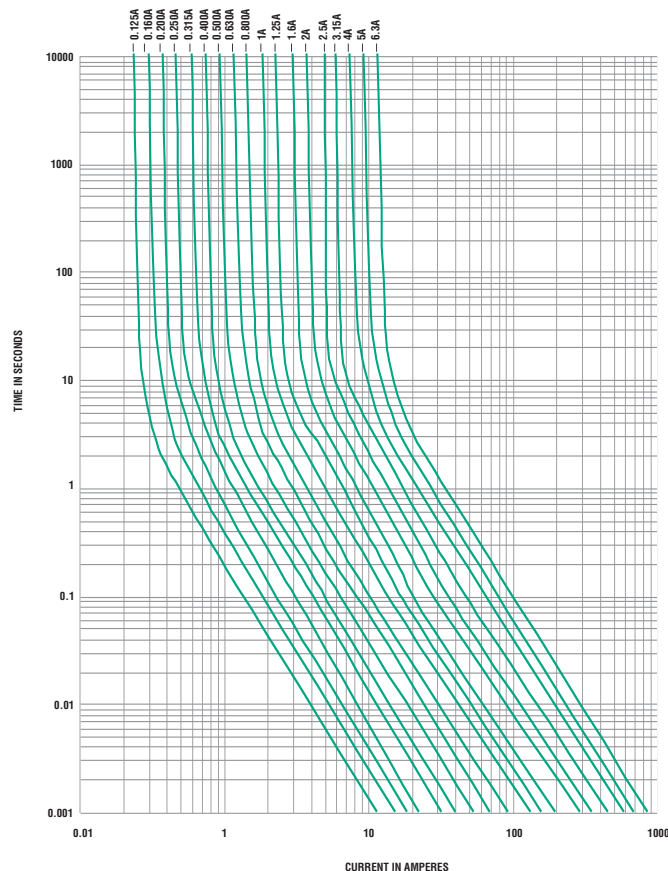
0219000XAE



All dimensions in mm

Notes:  
 \* Ratings above 6.3A  
 have 0.8 mm dia lead

### Average Time Current Curves



11  
 AXIAL LEAD AND  
 CARTRIDGE FUSES