

A History of Littelfuse Automotive Firsts

For more than 75 years, Littelfuse has been the Circuit Protection manufacturer to achieve the automotive industry's most significant accomplishments, beginning in 1927 by inventing electronic circuit protection technology with the first small fast-acting protective fuse.

- 1930** – Automotive fuse introduced by Littelfuse.
- 1950** – Littelfuse develops design of industry's first centralized under dash fuseblock.
- 1976** – ATO® blade fuse revolutionizes automotive circuit protection.
- 1978** – Introduced Value Pak Emergency Fuse Kits offering 8–10 fuses with fuse puller.
- 1983** – Littelfuse begins battle with fuse counterfeiters and helps establish a Federal exclusion order prohibiting the importation of look-alike fuses into the United States.
- 1986** – U.S. Auto Industry selects the MAXI fuse to replace the commonly used high amp fusible wire and fusible links in under-the-hood electrical harnesses.
- 1987** – Littelfuse expands high amp coverage with reliable new line of PAL Auto Links for complete Japanese coverage.
- 1988** – Littelfuse develops the ATO® style diode assembly to control surge voltages caused by electromagnetic components.
- 1991** – High amp protection MEGA® fuse introduced as the first OEM and Aftermarket fuse rated up to 250 amps.
- 1993** – The MINI® diode is introduced to perform omnidirectional blocking of current flow in automotive applications.
- 1993** – The ATO® resistor assembly is released to adjust and suppress, excess voltage in sensitive automotive circuits.
- 1993** – Littelfuse becomes the first circuit protection manufacturer to receive ISO 9000 certification.
- 1994** – Littelfuse partners with Chrysler and BMW to design and patent the MIDI® fuse for specific applications.
- 1994** – MIDI® compact bolt-down automotive fuse introduced for European high amp applications.
- 1995** – The MINI® resistor joins the Littelfuse line of Automotive products.
- 1995** – Littelfuse introduced Circuit Alert – a blown fuse indicating device for ATO® fuses.
- 1995** – Add-A-Circuit fuseholder introduced as new way to add an additional circuit without cutting or splicing.
- 1996** – Littelfuse became first circuit protection manufacturer to receive QS 9000 certification.
- 1997** – JCASE introduced as compact version of MAXI Fuse for domestic autos beginning in 1998.
- 1997** – Littelfuse celebrates 70 years of quality circuit protection innovation.
- 1999** – Littelfuse acquires Harris Suppression and its overvoltage technology to compliment it's overcurrent product lines.
- 2001** – The patented CablePro® is introduced to replace fuse links in high-current, battery direct applications such as starters or alternators.
- 2002** – Littelfuse acquires Semitron Industries, LTD and becomes the only company in the world that can supply all the major circuit protection technologies.

FUSEOLOGY - A Trouble Shooting Guide	2-3
FUSES, TESTERS, PULLERS	
Automotive Fuses, Fusible Links, CNL/CNN	4-6
Automotive Glass, Ceramic, Pullers	7
ELECTRONIC FUSES & ACCESSORIES	
3AG SLO-BLO, Fast Acting, 8AG Normal	8
FUSES BLOCKS	
ATO, MAXI, MEGA, MIDI, 3AG	9
IN-LINE HOLDERS AND POWER FEED DEVICES	
ATO, MINI	10
MAXI, Glass, ADD-A-CIRCUIT	11
CIRCUIT BREAKERS	12-13
FLASHERS	14
PROFESSIONAL ASSORTMENTS	15
RETAIL	
Carded Fuses, Flashers	16-17
Carded Fuse Holders, Pullers, Pro-Pak	18
Pre-Pack Plan-O-Grams	19
COMMERCIAL	
Modular Rack Systems	20
SPECIALTY PRODUCTS	
TECH PAK, Diagnostic Kits, Anti-Theft Devices, Fuse Spinner Rack	21
Circuit Protection Centers, Part Numbering Guide	22
CROSS REFERENCE GUIDE	23
SYSTEM AND MARKETING NUMBER QUICK REFERENCE	24

FUSEOLOGY

Understanding how circuit protection works is a key to diagnosing automotive electrical problems. When a fuse blows, that means the fuse is doing its job — sending you a message that something needs to be fixed.

WHAT IS THE PURPOSE OF A FUSE?

A fuse is a safety valve. It is designed to stop current from exceeding the rating of the wires or components. Without fuses, excessive current could cause damage to electrical systems, and even result in fires.

In general, a fuse has a simple construction. The key component is the “element” or “fuse link” — a short piece of metal wire or strap.

WHAT CAUSES A FUSE TO BLOW?

The element is designed to melt at a specific temperature, to protect wires and equipment from overcurrents. An overcurrent is any current that exceeds the amperage rating or wiring capacity of equipment or devices under normal conditions of use.

If an overcurrent causes the current in a circuit to rise above a specific level — often the circuit’s rating — the heat produced will melt the fuse’s element, causing the fuse to “blow.” This opens the circuit and immediately stops the flow of current. Fuses are designed to blow at temperatures far below those that would cause damage or hazards.

Once a fuse is blown, it can be replaced to allow the current to flow again. But **simply replacing a fuse may not be the solution to the problem.** In fact, there is a chance the fuse will just blow again, because the fuse is signaling a problem in the system. Understanding the factors that cause a fuse to blow will help you diagnose automotive electrical problems.

There are two types of overcurrents that can cause a fuse to blow: overloads and short circuits.

Overload

What: The current exceeds the amperage at which the wires or equipment are rated.

Why: Too many devices are connected to one circuit, or a device malfunctions and draws higher than its normal operating current. Sustained overloads cause overheating of circuit components and the fuse blows.

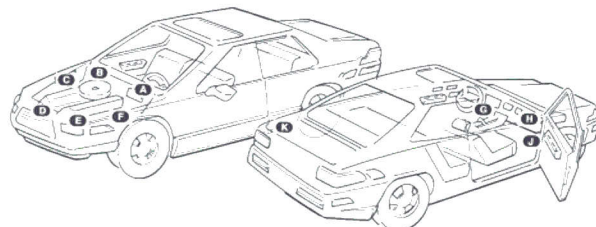
Short Circuit

What: The current is out of its normal path.

Why: A malfunction creates an unintended path for electricity to flow from the battery or alternator to ground. This can be caused by the touching of any positive wire to a ground wire, e.g. due to frayed wire insulation, or tools laid across the positive and ground wires of a circuit. The uncontrolled current to ground then surpasses the normal resistance of the wire contained in the circuit, forcing higher and higher current to the point of the generating heat which blows the fuse.

FINDING A FUSE

To be able to address fuse issues, you first must be able to locate the appropriate fuse within the vehicle. In today’s vehicles, each individual wire is protected by a circuit protection device.



Bold letter after fuse part number indicates fuse block location.

- | | |
|--------------------------|--------------------------------------------------------|
| A Left fire wall | G Behind/under dash left |
| B Right fire wall | H Behind/in glove box |
| C Right fender | J Behind/under dash right |
| D Right front | K Rear compartment |
| E Left front | IL In-line with device protected |
| F Left fender | (locations may vary from car to car, see your dealer.) |

Fuses are contained in fuse blocks located at various points throughout the vehicle. The diagram above illustrates typical fuse block locations. For further help finding a fuse, use the Littelfuse Automotive Fuse Guide, which lists a letter corresponding to the fuse location for every fuse application listed.

SELECTING THE RIGHT FUSE

Once you have found the fuse that has blown, and solved the problem in the vehicle, you must replace the blown fuse with an appropriate device.

When selecting the right fuse for replacement, you should consider the following:

Physical Type

The replacement fuse must be of the same physical type as the blown fuse being replaced. It must be of the same style and have the same dimensions so that it can fit properly in the fuse block or fuseholder. Check your owner’s manual to determine the appropriate fuse type.

Installation Tip: Littelfuse holds patents for the designs on most automotive fuses. It is important to remember that the physical type of the fuse is important, but it is not the only factor affecting the fuse’s function. Although some fuses appear to be the same type and dimension as Littelfuse fuses, they do not necessarily have the same performance characteristics.

Look for the Littelfuse OEM Label

To guarantee the same level of quality in circuit protection that the major automotive manufacturers of North America require for their original equipment fuses, look for the OEM seal on Littelfuse aftermarket products. Only Littelfuse products can guarantee this level of quality.




Beware of Counterfeit Fuses

At first glance, it’s hard to tell the difference between a genuine Littelfuse blade fuse and a counterfeit. The counterfeit may have the same physical dimensions, but using it can be dangerous because it fails to perform to the stringent performance and safety specifications developed by Littelfuse and the OEMs.

In many cases, the elements in counterfeit fuses do not correspond with the amperage specification stamped on the fuse. This will prevent the elements from opening at the rated or correct amperage, which could result in an auto fire causing serious damage to the vehicle, its contents and its passengers.

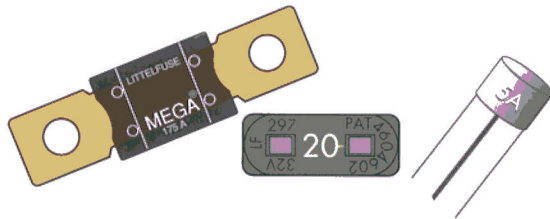
Responding to this growing problem, the United States International Trade Commission and then President Ronald Reagan issued and approved an exclusion order in 1983 prohibiting the importation of the look-alike blade fuses into the United States. This order was initiated because many of these fuses were proven to be totally unsafe. The photos shown here indicate why counterfeit fuses are potentially unsafe and present a fire risk.

To guarantee quality and safety, look for the Littelfuse name on fuses and fuse packaging.



Current Rating — Amperage

The current rating, marked on every fuse, is the maximum current in amperes that the fuse can continuously carry under specified conditions.



Tip: When selecting a fuse, make sure the current rating of the fuse is the same amperage as the circuit. You can obtain the current rating of a circuit by looking in the owner's manual of the vehicle; checking to see if it is written on the fuse block; or consulting the Littelfuse Fuse Guide.

Overfusing and Underfusing

Overfusing is when the fuse has a current rating higher than the rating of the circuit. In this case, the fuse will not be able to protect the circuit properly because the circuit could reach overcurrent levels, causing damage and safety hazards, before the fuse would blow.

Underfusing is when the fuse is rated at a current too far below the rating of the circuit. In this case the fuse will blow, even though the circuit is functioning normally without an overcurrent. Underfusing almost guarantees that a fuse will blow repeatedly. This is referred to as a nuisance blow.


Voltage Rating

The voltage rating, marked on every fuse, indicates the maximum voltage at which the fuse is designed to operate safely if an overcurrent occurs.

Tip: The fuse voltage rating must equal to or exceed this circuit voltage where the fuse is installed. This is not a problem in fuse selection because automotive fuse applications are typically around 12 volts, while the voltage rating of the majority of Littelfuse automotive fuses — including ATO Fuse, MINI Fuse, MAXI Fuse and MEGA Fuse — is 32 volts.

ADDING A CIRCUIT

Always use a circuit protection device with a fuseholder or fuse block whenever adding additional circuits to ensure optimal safety. The fastest, easiest option for installers who need to add a circuit for applications such as electronic components, is Littelfuse's Add-A-Circuit Fuseholder. Add-A-Circuit, available in ATO and MINI blade fuse versions, is designed to facilitate installation of fuses for accessories of 10 amps or less. The Add-A-Circuit adapts the fuse block to the installer's needs, quickly turning one slot in the fuse block into two, providing a safe, economical alternative to splicing or fusetaps.






Caution: Fusetaps are not a recommended alternative for adding circuits because they can overstress the terminals in the fuse block. This situation can create a loose fitting fuse, which in turn produces excessive heat, which can cause nuisance blows, even melting of the fuse and fuse block and possibly an expensive repair in the future. When a fusetap is used, in many cases there is no fuse protecting the new circuit, a condition which can also present a hazard.



Another alternative to adding a circuit is the Littelfuse Battery Power Feed. This device attaches directly to the battery terminal, allowing the addition of up to three circuits. Then use an in-line fuseholder to protect the circuit properly.

FUSES



ATO® (Autofuse®) Blade Fuse

Patented and introduced in 1976 by Littelfuse, it became the international fuse standard by 1981. It is currently found on most cars, trucks, buses and off the road vehicles worldwide. Features Littelfuse designed industry standard color coding to indicate amp rating.

Voltage Rating Characteristics: 32V AC/DC Fast-Acting
Approvals: UL listed, CSA certified 3-30A, SAE J1284.

Color Code	Boxed No.	Carded No.
Black - 1A	ATO1	ATO1BP
Gray - 2A	ATO2	ATO2BP
Violet - 3A	ATO3	ATO3BP
Pink - 4A	ATO4	ATO4BP
Tan - 5A	ATO5	ATO5BP
Brown - 7.5A	ATO7.5	ATO7.5BP
Red - 10A	ATO10	ATO10BP
Blue - 15A	ATO15	ATO15BP
Yellow - 20A	ATO20	ATO20BP
Clear - 25A	ATO25	ATO25BP
Green - 30A	ATO30	ATO30BP
Orange - 40A	ATO40	ATO40BP

MINI® Blade Fuse

Patented and introduced in 1989 by Littelfuse to meet the OEM need to protect a greater number of circuits without utilizing more space. Features silver plated blades and Littelfuse designed industry standard color coding to indicate amp rating.

Voltage Rating Characteristics: 32V AC/DC Fast-Acting
Approvals: UL listed, SAE J2077.

Color Code	Boxed No.	Carded No.
Gray - 2A	MIN2	MIN2BP
Violet - 3A	MIN3	MIN3BP
Pink - 4A	MIN4	MIN4BP
Tan - 5A	MIN5	MIN5BP
Brown - 7.5A	MIN7.5	MIN7.5BP
Red - 10A	MIN10	MIN10BP
Blue - 15A	MIN15	MIN15BP
Yellow - 20A	MIN20	MIN20BP
Clear - 25A	MIN25	MIN25BP
Green - 30A	MIN30	MIN30BP

MAXI™ Blade Fuse

MAXI Fuses are primarily used for under hood applications and are produced with a high temperature polymer and silver plated blades. They replace the commonly used fusible wire or fusible link to protect a high current segment or system of the wiring harness. Features Littelfuse designed industry standard color coding to indicate amp rating.

Voltage Rating Characteristics: 32V AC/DC Slo-Blow
Approvals: UL listed, SAE J1888.

Color Code	Boxed No.	Carded No.
Yellow - 20A	MAX20	MAX20BP
Green - 30A	MAX30	MAX30BP
Orange - 40A	MAX40	MAX40BP
Red - 50A	MAX50	MAX50BP
Blue - 60A	MAX60	MAX60BP
Tan - 70A	MAX70	N/A
Natural - 80A	MAX80	MAX80BP

CNL/CNN Fuses

CNL fast-acting and CNN very fast-acting fuses are recommended for use on battery operated lift trucks and other low voltage battery operated equipment. Part No. example: CNN 700.


Part No.	Amp Ratings	Voltage
CNL	35 - 500	32 volts DC
CNN	10 - 800	130 volts DC

MEGA® Bolt-On Fuse

Littelfuse patented device designed for high current protection up to 250 amperes found OEM on Ford, GM and Chrysler vehicles. Slo-Blo® feature eliminates nuisance blowing during temporary, short duration overloads. Commonly used for battery and alternator connections and other heavy gauge cables requiring ultra high current protection.

Voltage Rating Characteristics: 32V AC/DC Slo-Blo

Color Code	Boxed No.	Carded No.
Yellow – 100A	MEG100	MEG100BP
Green – 125A	MEG125	MEG125BP
Orange – 150A	MEG150	MEG150BP
White – 175A	MEG175	MEG175BP
Blue – 200A	MEG200	MEG200BP
Tan – 225A	MEG225	MEG225BP
Pink – 250A	MEG250	MEG250BP




MIDI® Bolt-On Fuse

Littelfuse patented device found OEM on Chrysler and BMW. Slo-Blo® feature eliminates nuisance blowing during temporary, short duration overloads.

Voltage Rating Characteristics: 32V AC/DC Slo-Blo®

Ink	Color Code	Boxed No.
Red		MID50
White		MID80

CablePro® High Current Cable Protector



A high performance alternative providing a reliable, safe and cost effective fusible link.

- Highly predictable opening characteristics similar to our MEGA® Fuse.
- Eliminates the need for remote, surface mount, high current fuse holder.
- Wide range of current ratings from 60A-200Amp.
- Slim design fits into tight locations.
- Opens safely with no sparks or flames.

Voltage Rating Characteristics: 32V AC/DC Slo-Blo



JCASE™ High Amp Fuse

Littelfuse patented high current fuse introduced in 1997 designed to replace the MAXI fuse and cartridge style fuses. Currently OEM on many new domestic and Japanese models. Smaller space saving footprint is being designed in by many OEM's. Patented technology provides both increased time delay and low voltage drop. Features ANSI standard OCR-A font for visual inspection systems, double spring-beam box terminal and unique secondary locking feature holds terminal firmly in place.

Voltage Rating Characteristics: 32V AC/DC Slo-Blo®

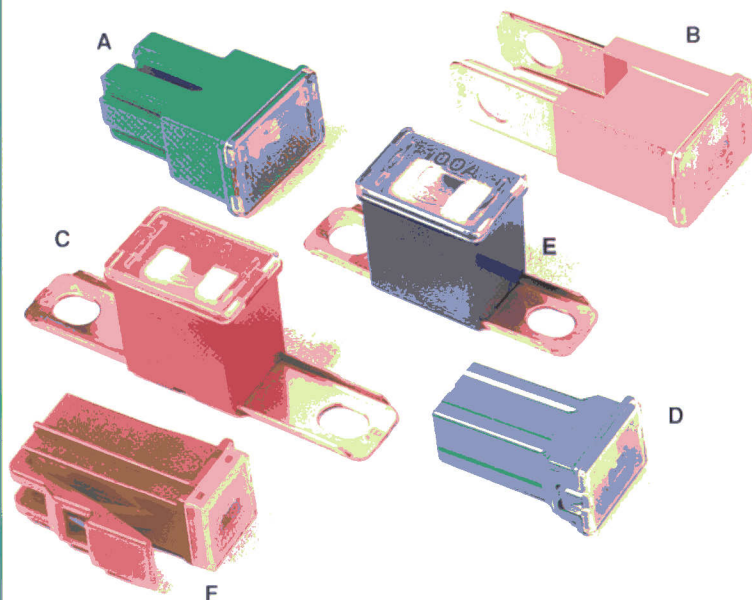
Color Code	Boxed No.	Carded No.
Blue – 20A	JCAS20	JCAS20BP
Pink – 30A	JCAS30	JCAS30BP
Green – 40A	JCAS40	JCAS40BP
Red – 50A	JCAS50	JCAS50BP
Yellow – 60A	JCAS60	JCAS60BP

Please contact your Littelfuse representative for detailed product specifications.

FUSES

Auto Link PAL™ Fuses

Commonly found on many Japanese and Domestic built vehicles in current ratings up to 120 amperes. Available with female connector, male connector, bent connector and locking female connector. Color coded to indicate amp rating.



Honda Fusible Links

Original equipment replacement fusible link bar for Honda Civics. Available in 45, 55 and 65 amp fuse bars. Carded merchandise only available in 3 piece assortment 094413.

Boxed No.	Carded No.
FBH 045	094413
FBH 055	094413
FBH 065	094413



A. Auto Link PAL™ Female Terminal

Color Code	Boxed No.	Carded No.
Lt. Blue – 20A	PAL20	PAL20BP
Pink – 30A	PAL30	PAL30BP
Green – 40A	PAL40	PAL40BP
Red – 50A	PAL50	PAL50BP
Yellow – 60A	PAL60	PAL60BP

B. Auto Link PAL™ Straight Male Terminal

Color Code	Boxed No.	Carded No.
Pink – 30A	PAL130	PAL130BP
Yellow – 60A	PAL160	PAL160BP
Black – 80A	PAL180	PAL180BP
Blue – 100A	PAL1100	PAL1100BP
Gray – 120A	PAL1120	PAL1120BP

C. Auto Link PAL™ 13/16" Bent Male Terminal

Color Code	Boxed No.	Carded No.
Pink – 30A	PAL230	PAL230BP
Green – 40A	PAL240	PAL240BP
Red – 50A	PAL250	PAL250BP
Yellow – 60A	PAL260	PAL260BP
Brown – 70A	PAL270	PAL270BP
Black – 80A	PAL280	PAL280BP
Blue – 100A	PAL2100	PAL2100BP
Gray – 120A	PAL2120	PAL2120BP

D. Auto Link PAL™ Mini Female Terminal

Color Code	Boxed No.	Carded No.
Pink – 30A	PAL330	PAL330BP
Green – 40A	PAL340	PAL340BP

E. Auto Link PAL™ 9/16" Bent Male Terminal

Color Code	Boxed No.	Carded No.
Pink – 30A	PAL430	PAL430BP
Green – 40A	PAL440	PAL440BP
Red – 50A	PAL450	PAL450BP
Black – 80A	PAL480	PAL480BP
Blue – 100A	PAL4100	PAL4100BP

F. Auto Link PAL™ Locking Female Terminal

Color Code	Boxed No.	Carded No.
Brown – 25A	PAL525	PAL525BP
Green – 30A	PAL530	PAL530BP

Mercedes Fusible Links

Original equipment replacement fusible link bar for Mercedes Benz. Available in 30, 50, 80 and 100 amp fuse bars.

Boxed No.	
FBM030	FBM080
FBM050	FBM100

GLASS FUSES, TESTERS, PULLERS

AG Fuses

Originally stood for "all glass." The automotive industry uses the "AG" prefix (AGC, AGW) for most glass fuses. They vary in length, diameter and amperage rating.

Voltage Rating: 32V AC/DC
250V may be substituted

SFE Fuses

Glass fuses designed to specifications set by the Society of Fuse Engineers. All are 1/4 inch in diameter, but vary in length according to the ampere rating to ensure accurate fuse replacement. Both AG and SFE fuses were designed into North American vehicles prior to 1981. Glass fuses are also used for auto accessory applications.


Voltage Rating: 32V AC/DC
250V may be substituted

GBC Fuses

A ceramic type, torpedo shaped fuse that can be currently found in many European cars. Consisting of a heat resistant body, the fuse element stretches over the exterior of the body from end to end. The bodies vary in color (by amperage) to ensure proper replacement.

Voltage Rating: 32V AC/DC
250V may be substituted

Glass/Ceramic Fuses



Boxed No.	Carded No.	Boxed No.	Carded No.
AGA (1AG)		AGW (7AG)	
AGA1	AGA1BP	AGW1	N/A
AGA1.5	N/A	AGW1.5	N/A
AGA2	AGA2BP	AGW2.5	N/A
AGA2.5	N/A	AGW3	N/A
AGA3	AGA3BP	AGW4	N/A
AGA5	AGA5BP	AGW5	AGW5BP
AGA6	N/A	AGW6	N/A
AGA7.5	N/A	AGW15	AGW15BP
AGA10	AGA10BP	AGW20	AGW20BP
AGA15	AGA15BP	AGW30	AGW30BP
AGA20	AGA20BP	AGX (8AG)	
AGA25	N/A	AGX2	N/A
AGA30	AGA30BP	AGX3	N/A
AGC (3AG)		AGX20	AGX20BP
AGC.5	N/A	AGX25	AGX25BP
AGC1	AGC1BP	AGX30	AGX30BP
AGC1.5	AGC1.5BP	AGY (9AG)	
AGC2	AGC2BP	AGY50	N/A
AGC2.5	AGC2.5BP	GBC (Ceramic)	
AGC3	AGC3BP	GBC5 (Yellow)	GBC5BP
AGC4	AGC4BP	GBC8 (White)	GBC8BP
AGC5	AGC5BP	GBC16 (Red)	GBC16BP
AGC6	AGC6BP	GBC25 (Blue)	GBC25BP
AGC7.5	AGC7.5BP	SFE	
AGC8	N/A	SFE4	SFE4BP
AGC10	AGC10BP	SFE6	SFE6BP
AGC15	AGC15BP	SFE7.5	SFE7.5BP
AGC20	AGC20BP	SFE9	SFE9BP
AGC25	AGC25BP	SFE14	SFE14BP
AGC30	AGC30BP	SFE20	SFE20BP
AGC35	AGC35BP	SFE30	SFE30BP
AGU (5AG)		UK	
AGU1	N/A	UK35	N/A
AGU2	N/A	UK50	N/A
AGU3	N/A		
AGU4	N/A		
AGU5	N/A		
AGU10	N/A		
AGU15	N/A		
AGU20	N/A		
AGU25	N/A		
AGU30	N/A		
AGU35	N/A		
AGU40	N/A		
AGU50	N/A		
AGU60	N/A		

Fuse Tester and Puller


Conveniently and easily tests ATO® and MINI® blade fuses either in or out of the fuse block, with or without vehicle battery power. Indicator light on tester glows bright green when fuse is good. Fuse puller end allows for easy fuse removal and replacement. 24V maximum.

Bulk No.	Carded No.	Description
097019	097019BP	For ATO® and MINI®

Fuse Pullers

Fuse puller allows for easy fuse removal and replacement.

Bulk No.	Carded No.	Description
097023	097023BP	Tri-Puller™ – for Glass Fuses, Ceramic Type Fuses, ATO® and MINI® Blade Fuses
097026	097026BP	For MAXI™ Blade Fuses
097038	N/A	For ATO® and MINI®
097053	N/A	For JCASE™ Fuses



ELECTRONIC FUSES & ACCESSORIES

Glass and Ceramic Electronic Fuses

A complete line of 3 AG 1" x 1/4" fuses designed for battery chargers, diagnostic equipment, appliances and sophisticated electronic equipment. Available bulk, boxed, and carded. Consult your Littelfuse representative or factory for information on other electronic fuses.

3AG SLO-BLO® Indicating Fuse

Littelfuse patented design Indicating fuse instantly shows whether fuse is blown through discoloration of the glass body. Reduces downtime by eliminating time consuming circuit testing and guesswork. This unique design offers the same characteristics as the standard 3AG Slo-Blo 313 fuse.

Voltage Rating: 250V (1/2 – 8A), 32V (10A).

Approvals: UL listed: 1/2 – 8A, Recognized under the Components Program of UL: 10A, CSA Certified: 1/2 – 8A.

Boxed No.	Voltage Rating	Description
313.500VID	250V	1/2A Indicating 3AG Slo-Blo
313001VID	250V	1A Indicating 3AG Slo-Blo
3131.50VID	250V	1 1/2A Indicating 3AG Slo-Blo
313002VID	250V	2A Indicating 3AG Slo-Blo
313003VID	250V	3A Indicating 3AG Slo-Blo
313004VID	250V	4A Indicating 3AG Slo-Blo
313005VID	250V	5A Indicating 3AG Slo-Blo
3136.25VID	250V	6 1/4A Indicating 3AG Slo-Blo
313007VID	250V	7A Indicating 3AG Slo-Blo
313008VID	250V	8A Indicating 3AG Slo-Blo
313010VID	32V	10A Indicating 3AG Slo-Blo

3AG Fast-Acting Fuse

Fast-acting protection of electronic equipment and appliances. The circuit protection standard for cost effective reliability and performance.

Voltage Rating: 250V (1/4 – 10A), 32V (10A – 35A).

Approvals: UL listed and CSA Certified.

Boxed No.	Voltage Rating	Description
312.250V	250V	1/4A 3AG Fast-Acting
312.500V	250V	1/2A 3AG Fast-Acting
312.750V	250V	3/4A 3AG Fast-Acting
312001V	250V	1A 3AG Fast-Acting
3121.25V	250V	1 1/4A 3AG Fast-Acting
31201.5V	250V	1 1/2A 3AG Fast-Acting
312002V	250V	2A 3AG Fast-Acting
31202.5V	250V	2 1/2A 3AG Fast-Acting
312003V	250V	3A 3AG Fast-Acting
312004V	250V	4A 3AG Fast-Acting
312005V	250V	5A 3AG Fast-Acting
312006V	250V	6A 3AG Fast-Acting
312007V	250V	7A 3AG Fast-Acting
312008V	250V	8A 3AG Fast-Acting
312010V	250V	10A 3AG Fast-Acting

3AG Slo-Blo® Fuse

3AG (313) series Slo-Blo® fuses have a time delay in the overload range, which provides superior protection for inductive loads such as motors, transformers and solenoids.

Voltage Rating: 250V (1/4 – 8A), 32V (10A – 30A).

Approvals: UL listed: 1/2 – 8A, Recognized under the Components Program of UL: 10A – 30A, CSA Certified: 1/2 – 8A.

Boxed No.	Voltage Rating	Description
313.250V	250V	1/4A 3AG Slo-Blo
313.500V	250V	1/2A 3AG Slo-Blo
313.750V	250V	3/4A 3AG Slo-Blo
313001V	250V	1A 3AG Slo-Blo
31201.5V	250V	1 1/2A 3AG Slo-Blo
313002V	250V	2A 3AG Slo-Blo
31302.5V	250V	2 1/2A 3AG Slo-Blo
313003V	250V	3A 3AG Slo-Blo
313004V	250V	4A 3AG Slo-Blo
313005V	250V	5A 3AG Slo-Blo
3136.25V	250V	6 1/4A 3AG Slo-Blo
313008V	250V	8A 3AG Slo-Blo
313010V	32V	10A 3AG Slo-Blo
313015V	32V	15A 3AG Slo-Blo

3AG Normal-Blo Fuse

3AG (311) series Normal-Blo fuses are for use in radios, amplifiers, etc. Features straight type fuse element positioned to center of fuse for easy identification of blown fuse.

Voltage Rating: 32V.

Boxed No.	Carded No.	Voltage Rating	Description
311005V	N/A	32V	5A 3AG Normal-Blo
311010V	N/A	32V	10A 3AG Normal-Blo
311015V	N/A	32V	15A 3AG Normal-Blo
311025V	N/A	32V	20A 3AG Normal-Blo

8AG Normal-Blo Fuse

8AG (362) series Normal-Blo fuses are smaller in size (1/4" x 1") and are designed to be used where space limitations prevent the use of 3AG fuses.

Voltage Rating: 32V.

Approvals: UL listed: 1/8 – 5A, CSA Certified: 1/4 – 5A.

Boxed No.	Carded No.	Voltage Rating	Description
362002V	N/A	32V	2A 8AG Normal-Blo
362005V	N/A	32V	5A 8AG Normal-Blo

3AB Fast-Acting & Slo-Blo® Ceramic Fuse

Ceramic body construction permits higher interrupting and voltage ratings. Ideal for applications where high current loads are expected.

Voltage Rating: 250V (1/8 – 20A), 125V (25 – 30A).

Approvals: UL listed and CSA Certified: 1/8 – 15A, Recognized under the Components Program of UL: 20 – 30A.

Boxed No.	Carded No.	Voltage Rating	Description
314010V	N/A	250V	10A 3AB Fast-Acting
314015V	N/A	250V	15A 3AB Fast-Acting
314020V	N/A	250V	20A 3AB Fast-Acting
326015V	N/A	250V	15A 3AB Slo-Blo

3AG Shock-Safe Panel Fuseholders

Designed to eliminate the possibility of electrical shock, as defined in IEC standards 65 and 257. Shock-Safe fuseholders feature a low profile body, finger-grip knob and anti-tease feature that eliminates circuit interruption when knob is accidentally depressed.

Voltage Rating: 250V.

Approvals: UL listed and CSA Certified. Recognized under the Components Program of UL.

Boxed No.	Carded No.	Amp Rating (Max)	Description
3453LF8A	3453LF8C	20A	with 1/4" straight NEMA/DIN Quick Connect Terminal
3453LF2A	3453LF2C	20A	with 3/16" straight dual purpose solder terminal
346877	N/A	15A	Flip top 3AG Fuseholder
348877	N/A	15A	Low profile Snap Mount 3AG Fuseholder



FUSE BLOCKS

A. ATO® Fuse Block with 1/4" Quick Connect Terminals

Use with ATO® fuses up to 15 amps. Available in 5 pole unit with removable clear protective cover. Available in side or bottom positioned 1/4" Q.C. terminal configurations. Unit with bottom Q.C. terminals includes detachable side mounting brackets.

Terminal Style	Part No.	Carded No.
1/4" Q.C. side position	350417	350417BP
1/4" Q.C. bottom position (includes mounting brackets)	350418	N/A

B. MAXI™ Fuse Single Pole High Amp Block

Use with MAXI™ fuses up to 60 amps. Safe/easy replacement for hard to replace fusible link wire. Perfect for high amp audio applications. Interlocking block feature permits two pole position installation. Contains screw terminals. Optional dust cover available.

Part No.	Carded No.
MAB1	MAB1BP
Dust Cover for MAXI™ Block	152900
	Not applicable

C. MEGA® Fuse Block

Use with MEGA® fuses up to 250 amps. Ideal for battery and alternator connections and other heavy gauge cables requiring ultra high current protection. Includes protective cover. Features interconnecting pins on side of fuse block for secure multiple block configurations. Includes M8 threaded studs and hex nuts with lock washers. **Fuse not included.**

Part No. 298900

D. MIDI® Fuse Block

Use with MIDI® fuses up to 100 amps. Includes protective cover. Features interconnecting pins on side of fuse block for secure multiple block configurations. Includes M5 threaded studs and hex nuts with lock washers. **Fuse not included.**

Part No. 498900

E. Omni-Blok® Fuseholder

For 1/4" x 1-1/4" glass fuses. Available in one through twelve pole units. Units may be easily broken apart as needed to obtain the desired number of poles. Rated at 20 amps, 300 volts. "354" series is bulk, "OMN" series is carded.

Part No.	Description	Part No.	Description	Part No.	Description
354801-GY	1 Pole	354805-GY	5 Pole	354809-GY	9 Pole
354802-GY	2 Pole	354806-GY	6 Pole	354810-GY	10 Pole
354803-GY	3 Pole	354807-GY	7 Pole	354811-GY	11 Pole
354804-GY	4 Pole	354808-GY	8 Pole	354812-GY	12 Pole

Carded No. Description

OMN2BP	2 Pole
OMN4BP	4 Pole

F. Laminated Base Fuse Block with Screw Terminals

For 1/4" x 1-1/4" glass fuses. Available in one through twelve pole units. Rated at 20 amps, 300 volts.

Part No.	Description	Part No.	Description	Part No.	Description
356001	1 Pole	356005	5 Pole	356009	9 Pole
356002	2 Pole	356006	6 Pole	356010	10 Pole
356003	3 Pole	356007	7 Pole	356011	11 Pole
356004	4 Pole	356008	8 Pole	356012	12 Pole

IN-LINE FUSEHOLDERS & POWER FEED DEVICES

MINI® Fuse In-line Fuseholder with Protective Cap

Use with MINI® Fuse 2 to 20 amps. Supplied with two 4" wire leads of 14 gauge black wire. Includes protective cover for harsh environment


Part No.	Carded No.
FHM1	FHM1BP



MINI® Fuse Heavy Duty In-Line Fuseholder with Protective Cap

Use with MINI® Fuse 25 and 30 amp fuses. Supplied with two 4" wire leads of 12 gauge orange wire. Includes protective cover for harsh environment.

Part No.	Carded No.
FHM2	FHM2BP



ATO® Fuse In-Line Fuseholder with Protective Cap

Use with ATO® Fuse 1 to 20 amps. Supplied with two 4" wire leads of 16 gauge black wire. Includes protective cover for harsh environment.

Part No.	Carded No.
FHAC1	FHAC1BP

ATO® Fuse Heavy Duty In-Line Fuseholder with Protective Cap

Use with ATO® 25 and 30 amp fuses for air conditioner or other heavy duty applications. Supplied with two 4" wire leads of 12 gauge orange wire. Includes protective cover for harsh environment.

Part No.	Carded No.
FHAC2	FHAC2BP

ATO® Fuse In-Line Fuseholder


Use with ATO® Fuse 1 to 20 amps. Supplied with two 4" wire leads of 16 gauge black wire.

Part No.	Carded No.
FHA1	FHA1BP

ATO® Fuse Heavy Duty In-Line Fuseholder

Use with ATO® 25 and 30 amp fuses for air conditioner or other heavy duty applications. Supplied with two 4" wire leads of 12 gauge orange wire. FHA 30 includes 30 amp fuse.

Part No.	Carded No.
FHA2	FHA2BP
FHA30	FHA30BP



MINI® Fuse Easy-Crimp In-line Fuseholder


Use with MINI® Fuse 2 to 30 amps. Quickly and easily crimps stranded copper wire to fuseholder terminals using standard crimping tool.

Part No.	AWG	Amp Max	Carded No.
153002	#16 – 20	20 amp	N/A
153003	#10 – 14	30 amp	N/A

ATO® Fuse In-line Panel Mount Fuseholder

Versatile fuseholder for in-line or snap mount panel applications. Interlock body design allows fuseholders to be snapped together. Use with ATO® Fuse 1 to 20 amps. Supplied with 8" loop of 14 gauge black wire.

Part No.	Carded No.
AFH1	AFH1BP



ATO® Fuse Heavy Duty In-line Panel Mount Fuseholder

Use with ATO® Fuse 25 and 30 amp fuses. Same as AFH 1 except supplied with 8" loop of 10 gauge orange wire.

Part No.	Carded No.
AFH2	AFH2BP



MAXI™ Fuse In-line Fuseholder with Protective Cap

Use with MAXI™ Fuse up to 60 amps. Supplied with two 6" wire leads of 6 gauge black wire. Includes protective cover for harsh environment and mounting hole for easy firewall installation.

Part No.	Carded No.
MAH1	

Universal Glass Bayonet Knob In-line Fuseholder

Constructed of tough black thermoset (UL94V0). Includes 3 springs for various fuse sizes and spring-locked, bayonet type knob. Supplied with 15" loop of 14 gauge red wire. Use with Glass SFE 7½, 9, 14, 20, AGA, AGC, AGW and AGX Fuses up to 20 amps when proper spring is installed.

Part No.	Carded No.
FHP1	

Universal Glass Twist-Lock In-line Fuseholder

Constructed of weather resistant nylon. Simple "twist-lock" allows easy fuse removal and replacement. Supplied with 8" loop of 14 gauge black wire and one spring. Use with Glass SFE 4, 6, 7½, 9, 14, 20, AGA, AGC, AGW and AGX Fuses up to 20 amps.

Part No.	Carded No.
FNY1	FNY1BP

Glass Fuse Heavy Duty 30 Amp In-line Fuseholder

Spring loaded heavy duty glass fuseholder includes AGC 30 amp fuse for GM air conditioner, heater blower motors or other heavy duty applications. Supplied with two 4" wire leads of 12 gauge orange wire. FNY 20 includes 20A AGC Fuse.

Part No.	Carded No.
FNY30	FNY30BP
FNY20	FNY20BP

ATO® Add-A-Circuit™ Kit

Allows easy installation of additional circuits without cutting or splicing. Turns one fuse slot into two while providing protection for both circuits. Maintains new car warranty. Use with ATO® Fuses up to 10 amps. Includes ATO 3, 5, 7.5 and 10 amp fuses.

Part No.	Carded No.
FHA200	FHA200BP

Caution: Fusetaps are not a recommended alternative for adding circuits because they can overstress the terminals in the fuse block. This situation can create a loose fitting fuse, which in turn produces excessive heat, which can cause nuisance blows, even melting of the fuse and fuse block and possibly an expensive repair in the future. When a fusetap is used, in many cases there is no fuse protecting the new circuit, a condition which can also present a hazard.

MINI® Add-A-Circuit™ Kit

Same as ATO Add-A-Circuit except for use with MINI® Fuses up to 10 amps. Includes MINI 3, 5, 7.5 and 10 amp fuses.

Part No.	Carded No.
FHM200	FHM200BP

Battery Power Feed Kit

Attaches directly to battery terminal. Allows the addition of up to 3 circuits. Includes MINI Fuse In-line Fuseholder with protective cap. Also can be used as a frame ground. Constructed of durable brass for optimal conductivity.

Part No.	Carded No.
BPF1	BPF1BP



CIRCUIT BREAKERS

Type I – Automatic Reset

Cycles or continuously resets until the fault is corrected. Type I circuit breakers are typically used to protect circuits which occasionally experience momentary overloads such as wiper motor and headlamp circuits where a self resetting device is preferred.

Type II – Modified Reset

Non-cycling, remains in open position while there is power to the circuit. Resets when ignition is turned off. Type II circuit breakers are typically used in applications where fuse replacement is objectionable, such as power window, seat and sunroof circuits.

Type III – Manual Reset

Manually resettable circuit breakers remain in the open position until a button, lever or other external reset device is manually depressed. Type III circuit breakers are typically used in applications where a manual reset is desired for safe diagnosis of a circuit fault.

MINI® Circuit Breakers

Standard Mini Footprint Circuit Breakers:

Designed to fit in a MINI® Blade fuse block or panel. SAE Type II used primarily as a wiring harness protector in 12 volt DC automotive systems. Conforms to SAE J553C standard.

Carded Part No.	Amp Rating	Carded Part No.	Amp Rating
MIB5	5	MIB20	20
MIB10	10	MIB25	25
MIB15	15	MIB30	30



Wide Mini Footprint Circuit Breakers:

Direct factory replacement for many domestic OEM applications. Designed to fit either in an ATO® or MINI® Blade fuse block or panel. Their blade configuration is of the MINI design and fit in a standard ATO fuse slot or across two MINI slots. Available in either SAE Type I cycling or SAE Type II non-cycling used primarily as a wiring harness protector in 12 volt DC automotive systems. Conforms to SAE J553C standard.

Boxed Part No.	Amp Rating	Typical Application	OEM No.
Cycling Design			
MMB15	15	Heavy Truck Headlamp	GM# 12135171
MMB20	20	Automotive Headlamp	GM# 12135072
Non-Cycling Design			
MNB10	10	Heavy Duty Truck	GM# 12135162
MNB15	15	Heavy Duty Truck	GM# 12135164
MNB20	20	Automotive/Heavy Truck	GM# 12077861
MNB25	25	Automotive/Heavy Truck	GM# 12077862
MNB30	30	Automotive/Heavy Truck	GM# 12088575



Specialty OEM Circuit Breakers

Direct factory replacement for many domestic OEM vehicles. SAE Type I and Type II modified reset used primarily as a wiring harness protector in 12 volt DC automotive systems. Conforms to SAE J553C standard. Designed to mount in ATO style fuse blocks and panels.

Boxed Part No.	Carded No.	Amp Rating	Typical Application	OEM No.	Breaker Type
ACB20	ACB20BP	20	Automotive Headlamp	GM# 12040816	Type I
ACB30	ACB30BP	30	Power Windows, & Locks	GM# 01252240 Chrysler# 83507005	Type II
FCB20	FCB20BP	20	Power Windows	Ford# D9AB-14526-BA	Type II
CCB25	CCB25BP	25	Headlamps, Power Windows, Seats & Locks	Chrysler# 4527053	Type I



Universal Circuit Breakers

Universal Circuit Breakers function identically and have same internal components as OEM breakers but offer the versatility of snap off terminals for greater flexibility. SAE Type II modified reset used primarily as a wiring harness protector in 12 volt DC automotive systems. Meets OEM requirements. Conforms to SAE J553C standard. Designed to mount in ATO style fuse blocks and panels.

Boxed Part No.	Carded No.	Amp Rating	Bulk Part No.	Carded No.	Amp Rating
UCB5	UCB5BP	5	UCB20	UCB20BP	20
UCB10	UCB10BP	10	UCB25	UCB25BP	25
UCB15	UCB15BP	15	UCB30	UCB30BP	30

Manually Resettable Circuit Breakers

Manually Resettable Circuit Breakers feature an external button to allow resetting of the device in a safe convenient manner. SAE Type III manual reset used primarily as a wiring harness protector in heavy duty 12 volt DC truck systems. Meet OEM requirements. Designed to mount in ATO style fuse blocks and panels.

Boxed Part No.	Amp Rating	Color	OEM #
MRB10	10	Red	Navistar 2011944C1
MRB15	15	Blue	Navistar 2011945C1
MRB20	20	Gold	Navistar 2011946C1
MRB25	25	Silver	Navistar 2011947C1
MRB30	30	Green	Navistar 2011948C1

MAXI™ Circuit Breakers

Direct factory replacement for many domestic OEM applications. Designed to fit a MAXI™ Blade fuse block or panel. Available in either SAE Type I cycling or SAE Type II non-cycling. Used primarily as a wiring harness protector in 12 volt DC automotive systems. Meet OEM requirements. Conforms to SAE J553C standard.

Boxed Part No.	Amp Rating	Typical Application	OEM No.
Cycling Design			
MCB20	20	Automotive Headlamp	GM# 12065132
MCB30	30	Automotive Headlamp, Seats & Wipers	GM# 12088553
Non-Cycling Design			
MXB20	20	Automotive Power Devices Heavy Truck & Auto Cooling Fan	GM# 12077842 Ford# FGHT-14526-KA
MXB30	30	Automotive Power Window Heavy Truck & Auto Cooling Fan & Power Window	GM# 12077843 Ford# F6HT-14526-LA

Fuse Clip Circuit Breakers

Direct replacement for many OEM applications. Designed for glass fuses without physical alteration in the system. Fits 1/4" fuse clips. SAE Type II non-cycling used primarily as a wiring harness protector in 12 volt DC automotive systems. Conforms to SAE J553C standard.

Boxed Part No.	Carded No.	Amp Rating	Boxed Part No.	Carded No.	Amp Rating
CBF10	CBF10BP	10	CBF30	CBF30BP	30
CBF15	CBF15BP	15	CBF35	CBF35BP	35
CBF20	CBF20BP	20	CBF40	CBF40BP	40
CBF25	CBF25BP	25			

Stud Type Low Voltage (6–12 Volts) Circuit Breakers

SAE Type I automatic reset provides protection in installations where it is not possible to manually reset a breaker because of location or safety requirements. Used primarily as a wiring harness protector in 12 volt DC automotive systems. Conforms to SAE J553C standard. Available with mounting bracket-change part number from 812 to 813, e.g. 813005 ST.

Boxed Part No.	Amp Rating	Boxed Part No.	Amp Rating
812005ST	5	812025ST	25
812006ST	6	812030ST	30
812008ST	8	812035ST	35
812010ST	10	812040ST	40
812015ST	15	812050ST	50
812020ST	20		

FLASHERS

Littelfuse Flashers meet D.O.T., S.A.E. and all applicable state and federal requirements.

Type of Load

Variable vs. Exact:

- Variable load flashers will handle a range of lamps as needed up to the total specified.
- Exact load flashers will flash only the number of lamps for which it is rated. These are typically for OEM replacement applications.

Lamp Capacity

The total number of lamps energized in the circuit.

Terminal Count

Two or three terminals — always match the terminal configuration being replaced.

Design

Thermal vs. Electronic:

- Thermal (Bi-Metal) flashers are a mechanical device that operate through the heating and cooling of a bi-metal strip, opening and closing the contacts, causing the lamps to “flash”.
- Electronic flashers are comprised of an electro-mechanical relay with an opposing A and B coil. A capacitor prevents one coil from pulling in relay contacts until it is fully charged. The charging and discharging of the capacitor along with a resistor determine the flash rate and set duty cycle (on/off time).

In some cases you can replace a Thermal Flasher with an Electronic Flasher but never replace an Electronic Flasher with a Thermal Flasher.

Pin Configuration Key



THERMAL FLASHERS

Universal Variable For Domestic Cars

- Universal design replaces most popular part numbers 536 and 552.
- Replaces 12-volt, two terminal flashers.
- **Capacity**
 - **Turn Signals:** Flashes two to three 32 C.P. standard or long-life lamps.
 - **Hazard Warning:** Flashes two to six lamps.
- Features durable, heavy duty thermal flashing mechanism for increased reliability.
- Quality construction ensures continued operation even under harsh temperature and humidity environmental factors.

Boxed Part No.	Carded No.	Volts	Terminals	Lamps
FLR536/552	FLR536/552P	12	2	2-6

Variable For Import Cars/Domestic Trucks

- Replaces most 12 volt, three terminal flashers.
- **Capacity**
 - **Turn Signals:** Flashes two to three 32 C.P. standard or long-life lamps.
 - **Hazard Warning:** Flashes two to six lamps.
- Separate pilot circuit and durable, heavy duty thermal flashing mechanism for increased reliability.
- Quality construction ensures continued operation even under harsh temperature and humidity environmental factors.

Boxed Part No.	Carded No.	Volts	Terminals	Lamps
FLR550	FLR550BP	12	3	2-6

Variable For Cars and Light Trucks

- Replaces 12 volt, three terminal flashers.
- **Capacity**
 - **Turn Signals:** Flashes two to three 32 C.P. standard or long-life lamps.
 - **Hazard Warning:** Flashes two to six lamps.
- Features durable, heavy duty thermal flashing mechanism for increased reliability.
- Quality construction ensures continued operation even under harsh temperature and humidity environmental factors.

Boxed Part No.	Carded No.	Volts	Terminals	Lamps
FLR569	FLR569BP	12	3	2-6
FLR575	FLR575BP	12	2	1-8
FLR577	FLR577BP	12	2	2-6



PROFESSIONAL ASSORTMENTS

Littelfuse Professional Assortments cover all of the professional technician's circuit protection needs. Littelfuse offers the most comprehensive circuit protection kits on the market today addressing the needs of the Professional Service Center and Road Service Operation with genuine Littelfuse OEM fuses.

Assortments are packaged in tough plastic storage containers perfect for the parts drawer, tool box, under counter or road service vehicle.

PRO•TEK Pro Installer Fuse Assortments

Littelfuse PRO•TEK Pro Installer fuse assortments are designed for the professional installer who needs a larger quantity and variety of fuses at the point of installation. All assortments are packaged bulk in plastic compartmentalized storage containers.



ATO®/MINI® Blade Fuse 80 Piece Pro Installer Assortment

Part No. 094422

CONTENTS:

(10) ATO15	(10) ATO30	(10) MIN25
(10) ATO20	(10) MIN15	(10) MIN30
(10) ATO25	(10) MIN20	
(1) 097019 Tester/Puller		

ATO® Blade Fuse 80 Piece Pro Installer Assortment

Part No. 094409

CONTENTS:

(10) ATO3	(10) ATO10	(10) ATO25
(10) ATO5	(10) ATO15	(10) ATO30
(10) ATO7.5	(10) ATO20	

ATO® Blade Fuse 160 Piece Pro Installer Assortment

Part No. 094410

CONTENTS:

(15) ATO3	(30) ATO10	(20) ATO25
(20) ATO5	(15) ATO15	(15) ATO30
(15) ATO7.5	(30) ATO20	

Auto Link PAL™ 20 Piece Pro Installer Assortment

Part No. 094375

CONTENTS:

(4) PAL030	(1) PAL160	(1) PAL250
(2) PAL040	(2) PAL180	(1) PAL260
(1) PAL050	(1) PAL1100	(1) PAL270
(3) PAL060	(1) PAL230	
(1) PAL130	(1) PAL240	

Auto Link PAL™ 30 Piece Pro Installer Assortment

Part No. 094424

CONTENTS:

(1) PAL020	(1) PAL1100	(1) PAL330
(3) PAL030	(1) PAL1120	(2) PAL340
(2) PAL040	(1) PAL230	(1) PAL430
(1) PAL050	(1) PAL240	(1) PAL440
(3) PAL060	(1) PAL250	(1) PAL450
(2) PAL130	(1) PAL260	(1) PAL480
(1) PAL160	(1) PAL270	(1) PAL4100
(1) PAL180	(1) PAL280	

MAXI™/MINI® Blade Fuse 66 Piece Service Caddy

Assortment of the most popular MAXI™ and MINI® Blade Fuses packaged in sturdy plastic container. MAXI™ Fuses are packaged 1 fuse and MINI® Fuses are packaged 5 fuses per reclosable plastic box.

Part No. 094374

CONTENTS:

(5) MIN2	(5) MIN10	(1) MAX20
(5) MIN3	(5) MIN15	(2) MAX30
(5) MIN4	(10) MIN20	(1) MAX40
(5) MIN5	(5) MIN25	(1) MAX50
(5) MIN7.5	(10) MIN30	(1) MAX60



Professional Fuse Caddy

- Provides a complete assortment designed to meet the professional installer's on-the-road fuse needs.
- Contains 180 of the most popular fuses and installation tools (includes ATO®/MINI® Tester/ Puller) needed to service passenger cars and light trucks, heavy and medium trucks and buses.
- Comes in compact handy storage box perfect for the on-the-road vehicle.

Part No. 094396

CONTENTS:

(5) ATO3	(5) MIN5	(5) AGC25
(5) ATO5	(5) MIN7.5	(5) AGC30
(5) ATO7.5	(5) MIN10	(5) SFE14
(10) ATO10	(5) MIN15	(5) SFE20
(15) ATO15	(5) MIN20	(5) SFE30
(15) ATO20	(5) MIN25	(1) MAX20
(10) ATO25	(5) MIN30	(1) MAX30
(15) ATO30	(5) AGC5	(1) MAX40
(5) MIN2	(5) AGC10	(1) MAX50
(5) MIN3	(5) AGC15	(1) MAX60
(5) MIN4	(5) AGC20	
(1) Fuse Tester and Puller		
(1) Tri-puller™		
(1) MAXI™ Fuse Puller		

Boxed Assortments

Boxed assortments are designed for the independent shop, on-the-road vehicle or new car dealer where the professional installer needs a smaller quantity of fuses at a time. Fuses can be allocated or resold in 5-pack or individual fuse containers. All assortments contain fuses that are packaged in plastic boxes or cartons.



ATO® Blade Fuse 100 Piece Box Assortment

100 ATO® Blade Fuses packaged 5 fuses per plastic box in paperboard master carton.

Part No. 094201

CONTENTS:

(5) ATO3	(10) ATO10	(15) ATO25
(5) ATO5	(15) ATO15	(20) ATO30
(5) ATO7.5	(25) ATO20	

MINI® Blade Fuse 100 Piece Box Assortment

100 MINI® Blade Fuses packaged 5 fuses per plastic box in paperboard master carton.

Part No. 094364

CONTENTS:

(5) MIN3	(5) MIN7.5	(30) MIN20
(5) MIN4	(10) MIN10	(10) MIN25
(5) MIN5	(15) MIN15	(15) MIN30

MAXI™ Blade Fuse 10 Piece Box Assortment

10 MAXI™ Blade Fuses packaged 1 fuse per plastic box in paperboard master carton.

Part No. 094360

CONTENTS:

(1) MAX20	(3) MAX40	(3) MAX60
(2) MAX30	(1) MAX50	

Auto Link PAL™ 10 Piece Box Assortment

10 Auto Link PAL™ fuses packaged 1 fuse per box in paperboard master carton.

Part No. 094359

CONTENTS:

(2) PAL030	(1) PAL130	(1) PAL230
(1) PAL040	(1) PAL160	(1) PAL240
(1) PAL060	(1) PAL180	(1) PAL270

Glass Fuse 100 Piece Box Assortment

100 Glass fuses packaged 5 fuses per box in paperboard master carton.

Part No. 094298

CONTENTS:

(5) AGC3	(10) AGC25	(10) SFE14
(5) AGC10	(15) AGC30	(20) SFE20
(10) AGC15	(5) SFE4	(5) SFE30
(10) AGC20	(5) SFE9	

RETAIL

We developed the next generation of Retail Circuit Protection. You now can fit more product in the same planogram space — **36% more.**



OEM SYMBOL

Prominent on package assures consumers of quality and actual OE replacement.

COLOR CODED

for easier stocking and consumer selection.

RECLOSABLE

Keeps key marketing data with package until completely consumed.

TRI-LINGUAL

One SKU covers US, Canadian and Latin American markets.

SUPER VALUE PAK

Part No.	Description	UPC
094400	40 ATO Super Value Pack	0 79458 00471 7
094462	40 MINI Super Value Pack ATO-MIN-MAX TECH Pack	0 79458 02845 4

EMERGENCY KITS

Part No.	Description	UPC
094363	8 MINI Fuses Emergency Kit	0 79458 03499 8
094365	6 Motorcycle Glass Fuse Kit	0 79458 03500 1
094366	5 Motorcycle ATO Fuses Kit	0 79458 03501 8
094367	6 American Emergency Fuse Kit	0 79458 03502 5
094368	5 European Emergency Fuse Kit	0 79458 03503 2
094369	5 Japanese Emergency Fuse Kit	0 79458 03504 9
094370	6 ATO Emergency Fuse Kit	0 79458 03505 6
094419	5 Glass Emergency Fuse Kit	0 79458 03506 3
094418	6 ATO Diagnostic Emergency Fuse Kit	0 79458 03515 5
094461	8 MINI Diagnostic Emergency Fuse Kit	0 79458 03516 2
094479	ATO/MIN Diagnostic Emergency Kit	0 79458 03926 9

FUSE ASSORTMENTS

Part No.	Description	UPC
094133	5 European Fuses Kit	0 79458 03480 6
094134	5 British Fuses Kit	0 79458 03481 3
094135	5 Japanese Fuses Kit	0 79458 03482 0
094154	5 American Fuses Kit	0 79458 03483 7
094189	5 Cellular Fuses Assortment	0 79458 03484 4
094202	6 ATO Fuses Kit	0 79458 03485 1
094301	5 ATO Japanese Fuses Kit	0 79458 03486 8
094362	8 MINI Fuses Kit	0 79458 03487 5
AGA1BP	10 AGA Series Glass Fuses Assortment	0 79458 03495 0
AGC1BP	15 AGC Series Glass Fuses Assortment	0 79458 03496 7
AGW1BP	10 AGW/AGX Series Glass Fuses Assortment	0 79458 03497 4
SFE1BP	10 SFE Series Glass Fuses Assortment	0 79458 03498 1

ATO® BLADE FUSE

Part No.	Description	UPC
ATO1BP	1A ATO Fuse	0 79458 03343 4
ATO2BP	2A ATO Fuse	0 79458 03344 1
ATO3BP	3A ATO Fuse	0 79458 03345 8
ATO4BP	4A ATO Fuse	0 79458 03346 5
ATO5BP	5A ATO Fuse	0 79458 03347 2
ATO7.5BP	7.5A ATO Fuse	0 79458 03348 9
ATO10BP	10A ATO Fuse	0 79458 03349 6
ATO15BP	15A ATO Fuse	0 79458 03350 2
ATO20BP	20A ATO Fuse	0 79458 03351 9
ATO25BP	25A ATO Fuse	0 79458 03352 6
ATO30BP	30A ATO Fuse	0 79458 03353 3
ATO40BP	40A ATO Fuse	0 79458 03354 0

MINI® BLADE FUSE

Part No.	Description	UPC
MIN2BP	2A MINI Fuse	0 79458 03355 7
MIN3BP	3A MINI Fuse	0 79458 03356 4
MIN4BP	4A MINI Fuse	0 79458 03357 1
MIN5BP	5A MINI Fuse	0 79458 03358 8
MIN7.5BP	7.5A MINI Fuse	0 79458 03359 5
MIN10BP	10A MINI Fuse	0 79458 03360 1
MIN15BP	15A MINI Fuse	0 79458 03361 8
MIN20BP	20A MINI Fuse	0 79458 03362 5
MIN25BP	25A MINI Fuse	0 79458 03363 2
MIN30BP	30A MINI Fuse	0 79458 03364 9

MAXI® BLADE FUSE

Part No.	Description	UPC
MAX20BP	20A MAXI Fuse	0 79458 03365 6
MAX30BP	30A MAXI Fuse	0 79458 03366 3
MAX40BP	40A MAXI Fuse	0 79458 03367 0
MAX50BP	50A MAXI Fuse	0 79458 03368 7
MAX60BP	60A MAXI Fuse	0 79458 03369 4
MAX80BP	80A MAXI Fuse	0 79458 03371 7

MEGA® FUSE

Part No.	Description	UPC
MEG100BP	100A MEGA Fuse	0 79458 03523 0
MEG125BP	125A MEGA Fuse	0 79458 03524 7
MEG150BP	150A MEGA Fuse	0 79458 03525 4
MEG175BP	175A MEGA Fuse	0 79458 03526 1
MEG200BP	200A MEGA Fuse	0 79458 03527 8
MEG225BP	225A MEGA Fuse	0 79458 03528 5
MEG250BP	250A MEGA Fuse	0 79458 03529 2



PAL™ AUTO LINK

Part No.	Description	UPC
PAL20BP	20A PAL Auto Link-Female Terminal	0 79458 03430 1
PAL30BP	30A PAL Auto Link-Female Terminal	0 79458 03431 8
PAL40BP	40A PAL Auto Link-Female Terminal	0 79458 03432 5
PAL50BP	50A PAL Auto Link-Female Terminal	0 79458 03433 2
PAL60BP	60A PAL Auto Link-Female Terminal	0 79458 03434 9
PAL130BP	30A PAL Auto Link-Straight Male Terminal	0 79458 03435 6
PAL160BP	60A PAL Auto Link-Straight Male Terminal	0 79458 03436 3
PAL180BP	80A PAL Auto Link-Straight Male Terminal	0 79458 03437 0
PAL1100BP	100A PAL Auto Link-Straight Male Terminal	0 79458 03438 7
PAL1120BP	120A PAL Auto Link-Straight Male Terminal	0 79458 03439 4
PAL230BP	30A PAL Auto Link-13/16" Bent Male Terminal	0 79458 03440 0
PAL240BP	40A PAL Auto Link-13/16" Bent Male Terminal	0 79458 03441 7
PAL250BP	50A PAL Auto Link-13/16" Bent Male Terminal	0 79458 03442 4
PAL260BP	60A PAL Auto Link-13/16" Bent Male Terminal	0 79458 03443 1
PAL270BP	70A PAL Auto Link-13/16" Bent Male Terminal	0 79458 03444 8
PAL280BP	80A PAL Auto Link-13/16" Bent Male Terminal	0 79458 03445 5
PAL2100BP	100A PAL Auto Link-13/16" Bent Male Terminal	0 79458 03446 2
PAL2120BP	120A PAL Auto Link-13/16" Bent Male Terminal	0 79458 03447 9
PAL330BP	30A PAL Auto Link-Mini Female Terminal	0 79458 03448 6
PAL340BP	40A PAL Auto Link-Mini Female Terminal	0 79458 03449 3
PAL430BP	30A PAL Auto Link-9/16" Bent Male Terminal	0 79458 03450 9
PAL440BP	40A PAL Auto Link-9/16" Bent Male Terminal	0 79458 03451 6
PAL450BP	50A PAL Auto Link-9/16" Bent Male Terminal	0 79458 03452 3
PAL480BP	80A PAL Auto Link-9/16" Bent Male Terminal	0 79458 03453 0
PAL4100BP	100A PAL Auto Link-9/16" Bent Male Terminal	0 79458 03454 7
PAL525BP	25A PAL Auto Link Locking Female Terminal	0 79458 03455 4
PAL530BP	30A PAL Auto Link Locking Female Terminal	0 79458 03456 1

GLASS FUSES

Part No.	Description	UPC
AGA1BP	1A AGA Fuse	0 79458 03389 2
AGA2BP	2A AGA Fuse	0 79458 03391 5
AGA3BP	3A AGA Fuse	0 79458 03393 9
AGA5BP	5A AGA Fuse	0 79458 03394 6
AGA10BP	10A AGA Fuse	0 79458 03397 7
AGA15BP	15A AGA Fuse	0 79458 03398 4
AGA20BP	20A AGA Fuse	0 79458 03399 1
AGA30BP	30A AGA Fuse	0 79458 03401 1
AGW5BP	5A AGW Fuse	0 79458 03407 3
AGW15BP	15A AGW Fuse	0 79458 03409 7
AGW20BP	20A AGW Fuse	0 79458 03410 3
AGW30BP	30A AGW Fuse	0 79458 03411 0
AGX20BP	20A AGX Fuse	0 79458 03414 1
AGX25BP	25A AGX Fuse	0 79458 03415 8
AGX30BP	30A AGX Fuse	0 79458 03416 5
SFE4BP	4A SFE Fuse	0 79458 03419 6
SFE6BP	6A SFE Fuse	0 79458 03420 2
SFE7.5BP	7.5A SFE Fuse	0 79458 03421 9
SFE9BP	9A SFE Fuse	0 79458 03422 6
SFE14BP	14A SFE Fuse	0 79458 03423 3
SFE20BP	20A SFE Fuse	0 79458 03424 0
SFE30BP	30A SFE Fuse	0 79458 03425 7
AGC1BP	1A AGC Fuse	0 79458 03373 1
AGC1.5BP	1.5A AGC Fuse	0 79458 03374 8
AGC2BP	2A AGC Fuse	0 79458 03375 5
AGC2.5BP	2.5A AGC Fuse	0 79458 03376 2
AGC3BP	3A AGC Fuse	0 79458 03377 9
AGC4BP	4A AGC Fuse	0 79458 03378 6
AGC5BP	5A AGC Fuse	0 79458 03379 3
AGC6BP	6A AGC Fuse	0 79458 03380 9
AGC7.5BP	7.5A AGC Fuse	0 79458 03381 6
AGC10BP	10A AGC Fuse	0 79458 03383 0
AGC15BP	15A AGC Fuse	0 79458 03384 7
AGC20BP	20A AGC Fuse	0 79458 03385 4
AGC25BP	25A AGC Fuse	0 79458 03386 1
AGC30BP	30A AGC Fuse	0 79458 03387 8
AGC35BP	35A AGC Fuse	0 79458 03388 5
GBC8BP	8A GBC Fuse	0 79458 03427 1
GBC16BP	16A GBC Fuse	0 79458 03428 8
GBC25BP	25A GBC Fuse	0 79458 03429 5



FLASHERS

Part No.	Description	UPC
FLR536/552P	Thermal Flasher	0 79458 03474 5
FLR550BP	Thermal Flasher	0 79458 03510 0
FLR569BP	Thermal Flasher	0 79458 03511 7
FLR575BP	Thermal Flasher	0 79458 03888 0
FLR577BP	Thermal Flasher	0 79458 03889 7



RETAIL

FUSEHOLDERS & BLOCKS

Part No.	Description	UPC
350417BP	ATO Fuse Block	0 79458 03518 6
AFH1BP	ATO Fuseholder	0 79458 03520 9
AFH2BP	ATO Heavy-Duty Fuseholder	0 79458 03521 6
OMN4BP	Omni-Blok Glass Fuseholder	0 79458 03522 3
FHA1BP	ATO Fuseholder	0 79458 03530 8
FHA2BP	ATO Heavy-Duty Fuseholder	0 79458 03531 5
FHA30BP	ATO Heavy-Duty Fuseholder	0 79458 03532 2
FHM1BP	MINI Fuseholder	0 79458 03533 9
FHM2BP	MINI Heavy-Duty Fuseholder	0 79458 03534 6
FNY1BP	Glass Fuseholder	0 79458 03535 3
FNY30BP	Glass Heavy-Duty Fuseholder	0 79458 03536 0
MAB1BP	MAXI Fuse Block	0 79458 03537 7
FHAC1BP	ATO Fuseholder w/ Cover	0 79458 03538 4
FHAC2BP	ATO Heavy-Duty Fuseholder w/ Cover	0 79458 03539 1



POWER FEED, PULLERS & SPECIALTY ASSORTMENTS

Part No.	Description	UPC
BPF1BP	Battery Power Feed Kit	0 79458 03507 0
FHA200BP	ATO Add-A-Circuit	0 79458 03508 7
FHM200BP	MINI Add-A-Circuit	0 79458 03509 4
097026BP	MAXI Fuse Puller	0 79458 03491 2
097019BP	ATO/MINI Fuse Tester/Puller	0 79458 03512 4
097023BP	Tri-Puller	0 79458 03517 9
094408	Computer Fuse Kit	0 79458 03488 2
094412	Electric Fence Fuse Kit	0 79458 03489 9
094413	Honda Fusible Link Assortment	0 79458 03490 5
CAA200BP	Circuit Alert	0 79458 03492 9
094294	Mainie Fuse Kit	0 79458 03494 3



CIRCUIT BREAKERS

Part No.	Description	UPC
UCB5BP	5A Universal Circuit Breaker	0 79458 03457 8
UCB10BP	10A Universal Circuit Breaker	0 79458 03458 5
UCB15BP	15A Universal Circuit Breaker	0 79458 03459 2
UCB20BP	20A Universal Circuit Breaker	0 79458 03460 8
UCB25BP	25A Universal Circuit Breaker	0 79458 03461 5
UCB30BP	30A Universal Circuit Breaker	0 79458 03462 2
CBF10BP	10A Circuit Breaker	0 79458 03463 9
CBF15BP	15A Circuit Breaker	0 79458 03464 6
CBF20BP	20A Circuit Breaker	0 79458 03465 3
CBF25BP	25A Circuit Breaker	0 79458 03466 0
CBF30BP	30A Circuit Breaker	0 79458 03467 7
CBF35BP	35A Circuit Breaker	0 79458 03468 4
CBF40BP	40A Circuit Breaker	0 79458 03469 1
ACB20BP	20A Circuit Breaker	0 79458 03470 7
ACB30BP	30A Circuit Breaker	0 79458 03471 4
FCB20BP	20A Circuit Breaker	0 79458 03472 1
CCB25BP	25A Circuit Breaker	0 79458 03473 8
813020BP	Stud Circuit Breaker	0 79458 03540 7
813030BP	Stud Circuit Breaker	0 79458 03541 4
813040BP	Stud Circuit Breaker	0 79458 03542 1
813050BP	Stud Circuit Breaker	0 79458 03543 8

FUSEHOLDERS & BLOCKS

PRO-TEK Professional Packs for ATO® Circuit Protection

CONTENTS:

Part No.	Description	Qty.	Part No.	Description	Qty.
ATO5PRO	5 amp ATO Professional Pak	(25)	ATO20PRO	20 amp ATO Professional Pak	(25)
ATO7.5PRO	7.5 amp ATO Professional Pak	(25)	ATO25PRO	25 amp ATO Professional Pak	(25)
ATO10PRO	10 amp ATO Professional Pak	(25)	ATO30PRO	30 amp ATO Professional Pak	(25)
ATO15PRO	15 amp ATO Professional Pak	(25)			

PRO-TEK Professional Packs for MINI® Circuit Protection

CONTENTS:

Part No.	Description	Qty.	Part No.	Description	Qty.
MIN7.5PRO	7.5 amp MINI Professional Pak	(25)	MIN20PRO	20 amp MINI Professional Pak	(25)
MIN10PRO	10 amp MINI Professional Pak	(25)	MIN25PRO	25 amp MINI Professional Pak	(25)
MIN15PRO	15 amp MINI Professional Pak	(25)	MIN30PRO	30 amp MINI Professional Pak	(25)



JCASE

The Littelfuse JCASE Pro-Installer Assortment is designed to fill any JCASE need. Ideal for any professional installer or supplier. This compact assortment comes in a re-closable plastic caddy box for convenient carrying and storage.

Part No. 094480

CONTENTS:

Part No.	Description	Qty.	Part No.	Description	Qty.
JCAS20	JCASE 20A	(2)	JCAS50	JCASE 50A	(2)
JCAS30	JCASE 30A	(3)	JCAS60	JCASE 60A	(1)
JCAS40	JCASE 40A	(2)	097053	JCASE Puller	(1)



RETAIL PLAN-O-GRAMS



MORE SPACE

for higher margin kits and assortments.

OVER 70% GREATER PROFIT POTENTIAL

per square foot with additional SKU's

DOUBLE PLANOGRAM PERFORMANCE

100% increase in retail dollar sales per square foot

INCREASE MARKET COVERAGE

with high amp JCASE, MAXI and PAL Auto Link fuses

- 094476 24" X 24" pre-pack Retail Plan-O-Gram features 34 of our most popular "A" items with a total of 165 sales units.
- 094477 Our 109 SKU, 625 piece pre-pack Plan-O-Gram includes full coverage on blade fuses, as well as expanded coverage to serve your PAL and JCASE needs. Includes blade fuse Pro Paks, circuit breakers, fuse holders and fuse tester/pullers. Measures approximately 36" X 36".
- 094478 Our largest retail pre-pack assortment features multiple facings of the most popular items to prevent lost sale opportunities. This 119 SKU, 701 piece kit expands your line coverage to fill the needs of your DIY and professional dealer/installer customers as well. Measures approximately 48" X 32".

COMMERCIAL

MODULAR RACK SYSTEMS



MRS1

MRS2

MRS3

MRS4

MRS5

MRS6

MRS1

ATO:

- | | |
|-------------|------------|
| (5) ATO1 | (15) ATO10 |
| (5) ATO2 | (15) ATO15 |
| (5) ATO3 | (20) ATO20 |
| (5) ATO4 | (10) ATO25 |
| (10) ATO5 | (15) ATO30 |
| (10) ATO7.5 | (5) ATO40 |

MRS2

MINI/MAXI:

- | | |
|-------------|------------|
| (5) MIN2 | (20) MIN20 |
| (5) MIN3 | (15) MIN25 |
| (5) MIN4 | (15) MIN30 |
| (10) MIN5 | (2) MAX20 |
| (10) MIN7.5 | (3) MAX30 |
| (15) MIN10 | (2) MAX40 |
| (20) MIN15 | (2) MAX50 |
| | (3) MAX60 |

MRS3

**GLASS/
CERAMIC:**

- | | |
|------------|-------------|
| (5) AGC1 | (5) AGW15 |
| (5) AGC2 | (5) AGW20 |
| (10) AGC3 | (10) SFE4 |
| (5) AGC5 | (10) SFE7.5 |
| (5) AGC7.5 | (10) SFE9 |
| (10) AGC10 | (10) SFE14 |
| (20) AGC15 | (30) SFE20 |
| (20) AGC20 | (10) SFE30 |
| (10) AGC25 | (10) GBC8 |
| (30) AGC30 | (10) GBC16 |
| | (10) GBC25 |

MRS4

PAL/MEGA:

- | | |
|-----------|-------------|
| (2) PAL20 | (1) PAL130 |
| (4) PAL30 | (2) PAL160 |
| (3) PAL40 | (3) PAL180 |
| (3) PAL50 | (2) PAL1100 |
| (2) PAL60 | (2) MEG 175 |

MRS5

PAL/JCASE:

- | | |
|-------------|-------------|
| (1) PAL1120 | (1) PAL330 |
| (1) PAL230 | (1) PAL340 |
| (1) PAL240 | (1) PAL430 |
| (1) PAL250 | (1) PAL440 |
| (1) PAL260 | (1) PAL450 |
| (1) PAL270 | (1) PAL480 |
| (1) PAL280 | (1) PAL4100 |
| (1) PAL2100 | (1) PAL525 |
| (1) PAL2120 | (1) PAL530 |
| (1) JCAS20 | (1) JCAS40 |
| (2) JCAS30 | (1) JCAS50 |
| | (1) JCAS60 |

MRS6

**ATO/MINI
ASST'S:**

- | |
|--------------|
| (12) 094202B |
| (12) 094362B |



MRS7

MRS3E



- MRS7 MRS 1, 2, 3, 4, 5 & 6
- MRS8 MRS 1, 2, 4, 5, 6 & 3E
- MRS200 MRS 1 & 2 (Assembled)
- MRS300 MRS 1, 2 & 3 (Assembled)
- MRS3E Empty MRS rack with "Glass" header (only)
- MRS200E MRS rack with ATO-MIN-MAX graphics (only)
- MRS300E MRS rack with ATO-MIN-MAX-Glass graphics (only)

The **NEW** MRS Modular Rack System may be locked together added to and sat on the counter or wall mounted. Available in 11 different assortments designed to meet your customer's needs. The MRS Rack system allows you to stock all the circuit protection devices now used in new vehicles, i.e. JCASE, MEGA and PALS. Size comparison chart as well as color identification charts on header serves as a guide to easy fuse replacement.

SPECIALTY PRODUCTS

TECH PAK



The Littelfuse TECH PAK contains a complete assortment of OEM fuses. TECH PAK gives you the tools for the protection you need — when and where you need it! The Ultimate fuse kit for home and shop comes in a clear plastic, reusable package.

Part No. 00940475Z

CONTENTS:

(8) ATO Fuses	(1) ATO Fuse Tester/Puller
(8) MINI Fuses	(1) MINI Fuse Puller
(5) MAXI Fuses	



Emergency Diagnostic Fuse Kits

- Available in OEM ATO® and MINI® fuse versions.
- The Littelfuse Emergency Diagnostic Fuse Kits are ideal for the glove box or trunk offering instant protection in the garage or on the road.
- Packaging designed to generate impulse sales.
- Contains 6 or 8 of the most popular amperages.
- Includes roadside tester/puller that tests, removes and installs fuses. Has its own power source that allows it to operate with or without voltage to a maximum of 24 volts.



Carded No.	Description	Contents
094418	ATO® Blade Fuse Emergency Diagnostic Kit	1 each ATO® 5, 10, 15, 20, 25, 30 & Tester/Puller
094461	MINI® Blade Fuse Emergency Diagnostic Kit	1 each MINI® 3, 5, 7.5, 10, 15, 20, 25, 30 & Tester/Puller
094479	ATO-MIN Blade Fuse Emergency Diagnostic Kit	All ATO-MIN fuses listed above & Tester/Puller

Anti-Theft Battery Master Switch

- Available in two versions, Fused and Detachable.
- Fused version maintains current to all electrical circuits such as the alarm, on-board computer, central locking system and radio memory presets.
- Detachable version features a special disconnect that allows the battery to easily be removed for anti-theft protection. Perfect for seasonal storage needs or easy off vehicle battery charging for Autos, Motorcycles, RV's, Boats, etc.
- Generate sales with the lowest cost anti-theft devices available on the market today.
- A simple turn of the knob isolates the battery and renders the vehicle unstartable.
- Makes anti-theft protection affordable when compared to expensive alarm systems.
- Eliminates complicated installation — no special electrical or mechanical expertise required.
- Fits all standard Top Mount Post batteries. Can be used with Side Mount Post batteries by using a Top Mount Adapter Post (not included).
- Works on 12 to 24 volt systems up to 135 amperes.



Carded No.	Description
ATD 200 BP	Anti-theft Battery Master Switch – Detachable
ATD 300 BP	Anti-theft Battery Master Switch – Fused

FSR215 SPINNER RACK



FSR215 CONTENTS: BLADE FUSES

Carded No.	Description
ATO5BP	ATO Blade Fuse 5 PK Card 5A
ATO10BP	ATO Blade Fuse 5 PK Card 10A
ATO15BP	ATO Blade Fuse 5 PK Card 15A
ATO20BP	ATO Blade Fuse 5 PK Card 20A
ATO25BP	ATO Blade Fuse 5 PK Card 25A
ATO30BP	ATO Blade Fuse 5 PK Card 30A
ATO7.5VP	ATO Blade Fuse 5 PK Card 7.5A
MIN10BP	MINI Blade Fuse 5 PK Card 10A
MIN15BP	MINI Blade Fuse 5 PK Card 15A
MIN20BP	MINI Blade Fuse 5 PK Card 20A
MIN25BP	MINI Blade Fuse 5 PK Card 25A
MIN30BP	MINI Blade Fuse 5 PK Card 30A
094363	MINI Emergency Fuse Kit
094370	ATO Emergency Kit (10 Each)
094400	ATO Super Value Pack
094418	ATO Emergency Diagnostic Kit
094461	MINI Emergency Diagnostic Kit
094462	MINI Super Value Pack

GLASS FUSES

Carded No.	Description
AGC3BP	AGC 3AG 5 PK Card 3A
AGC5BP	AGC 3AG 5 PK Card 5A
AGC10BP	AGC 3AG 5 PK Card 10
AGC15BP	AGC 3AG 32V 5 PK Card 15A
AGC20BP	AGC 3AG 32V 5 PK Card 20A
AGC25BP	AGC 3AG 32V 5 PK Card 25A
AGC30BP	AGC 3AG 32V 5 PK Card 30A
SFE20BP	SFE Fuse 32V 5 PK Card 20A
AGW1ZP	AGW/AGX Fuse Assortment
SFE1ZP	SFE Fuse Assortment
094367	American Glass Emergency Kit
094368	European GBC Emergency Kit
094369	Japan Glass Emergency Kit

MAXI/PAL FUSES

Carded No.	Description
MAX30BP	MAXI Blade 1-Pack Card 30A
MAX40BP	MAXI Blade 1-Pack Card 40A
PAL30BP	PAL Auto Link Female Card 30A
PAL60BP	PAL Auto Link Female Card 40A

FUSEHOLDERS/FUSE PULLERS

Carded No.	Description
FNY1BP	Glass Inline Fuseholder Card
FNY30BP	Glass Inline Fuseholder 30A Card
FHA1BP	ATO Inline Fuseholder Card
FHAC2BP	HD ATO Fuseholder w/Cover Card
097023BP	Tri-Puller Card

CIRCUIT BREAKER/FLASHER

Carded No.	Description
FLR536/552P	Thermal Flasher 536/552 Card
ACB30BP	GM Circuit Breaker Card 30A

SPECIALTY PRODUCTS

HEADER CARDS

An attractive header card is available for Littelfuse Circuit Protection product displays. Measures 13 1/2" wide x 7" high to fit FSR displays (896-229).



PROTECTION CENTER SHELF DISPLAYS

- Eye-catching disposable display pre-packed with product and header.
- Ideal for impulse sales at the cash register and parts counter.
- Compact design needs only limited counter space.

ATO® Super Value Pak Protection Center

Displays 7 ATO Super Value Paks with Tester/Puller. Each kit contains 5 each of 8 ATO Blade Fuses.

Display Size: 5 3/4" W x 6 1/8" D x 8" H
Part No. 094400PC



ATO® Emergency Fuse Kit Protection Center

Displays 18 ATO Emergency Fuse Kits with ATO fuse puller. Each kit contains an assortment of 6 ATO Blade Fuses.

Display Size: 9 1/4" W x 6" D x 8" H
Part No. 094370PC




PACKAGING/ PART NUMBERING

STANDARD FUSE PACKAGING

Boxed Merchandise	Pieces/Box	Stnd. Pack	Order
ATO®, MINI® Fuses	5 to a box	100 (twenty 5 packs)	by piece
Glass Ceramic Fuses	5 to a box	50 (ten 5 packs)	by piece
AGU Fuses	10 to a box	10 (one 10 pack)	by piece
MAXI™, PAL™, MEGA®, MIDI®	1 to a pack	10	by piece
Flashers, Circuit Breakers, Fuseholders	1 to a pack	10	by piece

Retail Packaged Merchandise	Fuses/Card	Stnd. Pack	Order
ATO®, MINI® Fuses, Glass, Ceramic Fuses	5 to a card	5 cards/shelf pack	by card
MAXI™, PAL™, MEGA™, MIDI® Fuses	1 to a card	5 cards/shelf pack	by card
Pro•Tek Professional Packs	25	5 cards/shelf pack	by card
Retail Carded Kits and Assortments	Various	5 cards/shelf pack	by card
Assortments, Jobber Boards, Merchandisers, etc.	Various	Single unit	by unit

Part No. / Amp Explanation



WEIGHTS, CUBES & UPC CHART

Visit our Web Site at www.littelfuse.com to view, print or download UPC, package dimensions weights and cubes. Or call customer service at 1-800-323-2480 in the United States or 1-800 LF FUSES (533-8737) in Canada for a hard copy or disk.

SYSTEM & MARKETING NUMBERS

Littelfuse System No.	Catalog No.	Description	Littelfuse System No.	Catalog No.	Description
GLASS AUTOMOTIVE FUSES RETAIL ASSORTMENT					
0AGA001.ZP	AGA1ZP	AGA Glass Fuse Asst.	0PAL160.XP	PAL160BP	Straight Male Term Card 60A
0AGC0001.ZP	AGC1ZP	AGC Glass Fuse Asst.	0PAL180.XP	PAL180BP	Straight Male Term Card 80A
0AGW0001.ZP	AGW1ZP	AGW/AGX Glass Fuse Asst.	0PAL1100XP	PAL1100BP	Straight Male Term Card 100A
0SFE0001.ZP	SFE1ZP	SFE Glass Fuse Asst.	0PAL1120XP	PAL1120BP	Straight Male Term Card 120A
GLASS/CERAMIC AUTOMOTIVE FUSES CARDED					
0AGA001.VP	AGA1BP	AGA 1AG 5PK Card 1A	0PAL230.XP	PAL230BP	13/16" Bent Male Term Card 30A
0AGA002.VP	AGA2BP	AGA 1AG 5PK Card 2A	0PAL240.XP	PAL240BP	13/16" Bent Male Term Card 40A
0AGA003.VP	AGA3BP	AGA 1AG 5PK Card 3A	0PAL250.XP	PAL250BP	13/16" Bent Male Term Card 50A
0AGA005.VP	AGA5BP	AGA 1AG 5PK Card 5A	0PAL260.XP	PAL260BP	13/16" Bent Male Term Card 60A
0AGA010.VP	AGA10BP	AGA 1AG 5PK Card 10A	0PAL270.XP	PAL270BP	13/16" Bent Male Term Card 70A
0AGA015.VP	AGA15BP	AGA 1AG 5PK Card 15A	0PAL280.XP	PAL280BP	13/16" Bent Male Term Card 80A
0AGA020.VP	AGA20BP	AGA 1AG 5PK Card 20A	0PAL2100XP	PAL2100BP	13/16" Bent Male Term Card 100A
0AGA030.VP	AGA30BP	AGA 1AG 5PK Card 30A	0PAL2120XP	PAL2120BP	13/16" Bent Male Term Card 120A
0AGC001.VP	AGC1BP	AGC 3AG 5PK Card 1A	0PAL330.XP	PAL330BP	MINI Female Term Card 30A
0AGC01.5VP	AGC1.5BP	AGC 3AG 5PK Card 1.5A	0PAL340.XP	PAL340BP	MINI Female Term Card 40A
0AGC002.VP	AGC2BP	AGC 3AG 5PK Card 2A	0PAL430.XP	PAL430BP	9/16" Bent Male Term Card 30A
0AGC02.5VP	AGC2.5BP	AGC 3AG 5PK Card 2.5A	0PAL440.XP	PAL440BP	9/16" Bent Male Term Card 40A
0AGC003.VP	AGC3BP	AGC 3AG 5PK Card 3A	0PAL450.XP	PAL450BP	9/16" Bent Male Term Card 50A
0AGC004.VP	AGC4BP	AGC 3AG 5PK Card 4A	0PAL480.XP	PAL480BP	9/16" Bent Male Term Card 80A
0AGC005.VP	AGC5BP	AGC 3AG 5PK Card 5A	0PAL4100XP	PAL4100BP	9/16" Bent Male Term Card 100A
0AGC006.VP	AGC6BP	AGC 3AG 5PK Card 6A	0PAL525.XP	PAL525BP	Locking Female Term Card 25A
0AGC07.5VP	AGC7.5BP	AGC 3AG 5PK Card 7.5A	0PAL530.XP	PAL530BP	Locking Female Term Card 30A
0AGC010.VP	AGC10BP	AGC 3AG 5PK Card 10A	FUSEHOLDERS/FUSEBLOCKS/FUSEPULLERS CARDED		
0AGC015.VP	AGC15BP	AGC 3AG 5PK Card 15A	0AFH0001XP	AFH1BP	ATO Inline Panel Mount Fuseholder Card
0AGC020.VP	AGC20BP	AGC 3AG 5PK Card 20A	0AFH0002XP	AFH2BP	HD ATO Inline Panel Mount Fuseholder Card
0AGC025.VP	AGC25BP	AGC 3AG 5PK Card 25A	0FHA0001XP	FHA1BP	ATO Inline Fuseholder Card
0AGC030.VP	AGC30BP	AGC 3AG 5PK Card 30A	0FHA0002XP	FHA2BP	HD ATO Inline Fuseholder Card
0AGC035.VP	AGC35BP	AGC 3AG 5PK Card 35A	0FHA0030XP	FHA30BP	HD ATO Inline Fuseholder w/30A Fuse
0AGW005.VP	AGW5BP	AGW 7AG 5PK Card 5A	0FHA0200ZP	FHA200BP	ATO Add-A-Circuit Kit Carded
0AGW015.VP	AGW15BP	AGW 7AG 5PK Card 15A	0FHAC0001XP	FHAC1BP	ATO Fuseholder with Cover Card
0AGW020.VP	AGW20BP	AGW 7AG 5PK Card 20A	0FHAC0002XP	FHAC2BP	HD ATO Fuseholder with Cover Card
0AGW030.VP	AGW30BP	AGW 7AG 5PK Card 30A	0FHM0001XP	FHM1BP	MINI Inline Fuseholder Card
0AGX020.VP	AGX20BP	AGX 8AG 5PK Card 20A	0FHM0002XP	FHM2BP	HD MINI Inline Fuseholder Card
0AGX025.VP	AGX25BP	AGX 8AG 5PK Card 25A	0FHM0200ZP	FHM200BP	MINI Add-A-Circuit Kit Carded
0AGX030.VP	AGX30BP	AGX 8AG 5PK Card 30A	0FNY0001XP	FNY1BP	Glass Inline Fuseholder Card
0GBC008.VP	GBC8BP	GBC Ceramic 5PK Card 8A	0FNY0002XP	FNY2BP	Glass Inline Fuseholder w/20A Fuse Card
0GBC016.VP	GBC16BP	GBC Ceramic 5PK Card 16A	0FNY0030XP	FNY30BP	Glass Inline Fuseholder w/30A Fuse Card
0GBC025.VP	GBC25BP	GBC Ceramic 5PK Card 25A	MAB1BP	MAB1BP	MAXI Fuseblock Card
0SFE004.VP	SFE4BP	SFE Fuse 5PK Card 4A	0MA50001XP	OMN2BP	OMNI-BLOCK Fuseholder Card 2 Pole
0SFE006.VP	SFE6BP	SFE Fuse 5PK Card 6A	0OMN0002XP	OMN4BP	OMNI-BLOCK Fuseholder Card 4 Pole
0SFE07.5VP	SFE7.5BP	SFE Fuse 5PK Card 7.5A	03453LF2XP	3453LF2C	3AG Shock-Safe Panel Fuseholder Card
0SFE009.VP	SFE9BP	SFE Fuse 5PK Card 9A	03453LF8XP	3453LF8C	3AG Shock-Safe Panel Fuseholder Card
0SFE014.VP	SFE14BP	SFE Fuse 5PK Card 14A	03500417XP	350417BP	ATO Fuse Block Side Mount Card
0SFE020.VP	SFE20BP	SFE Fuse 5PK Card 20A	09701001XP	097010BP	Fuse Tester and Puller Card
0SFE030.VP	SFE30BP	SFE Fuse 5PK Card 30A	0970203XP	097023BP	Tri-Puller (ATO, MINI, Glass) Card
			0970206XP	097026BP	MAXI Fuse Puller Card
BLADE AUTOMOTIVE FUSES CARDED					
0ATO001.VP	ATO1BP	ATO Blade 5PK Card 1A	0ACB020.XP	ACB20BP	Specialty OEM Circuit Breakers Card 20A
0ATO002.VP	ATO2BP	ATO Blade 5PK Card 2A	0ACB030.XP	ACB30BP	Specialty OEM Circuit Breakers Card 30A
0ATO003.VP	ATO3BP	ATO Blade 5PK Card 3A	0CCB025XP	CCB25BP	Specialty OEM Circuit Breakers Card 25A
0ATO004.VP	ATO4BP	ATO Blade 5PK Card 4A	0FCB020.XP	FCB20BP	Specialty OEM Circuit Breakers Card 20A
0ATO005.VP	ATO5BP	ATO Blade 5PK Card 5A	0CBF010.XP	CBF10BP	Fuse Clip Circuit Breakers Card 10A
0ATO07.5VP	ATO7.5BP	ATO Blade 5PK Card 7.5A	0CBF015.XP	CBF15BP	Fuse Clip Circuit Breakers Card 15A
0ATO010.VP	ATO10BP	ATO Blade 5PK Card 10A	0CBF020.XP	CBF20BP	Fuse Clip Circuit Breakers Card 20A
0ATO015.VP	ATO15BP	ATO Blade 5PK Card 15A	0CBF025.XP	CBF25BP	Fuse Clip Circuit Breakers Card 25A
0ATO020.VP	ATO20BP	ATO Blade 5PK Card 20A	0CBF030.XP	CBF30BP	Fuse Clip Circuit Breakers Card 30A
0ATO025.VP	ATO25BP	ATO Blade 5PK Card 25A	0CBF035.XP	CBF35BP	Fuse Clip Circuit Breakers Card 35A
0ATO030.VP	ATO30BP	ATO Blade 5PK Card 30A	0CBF040.XP	CBF40BP	Fuse Clip Circuit Breakers Card 40A
0ATO040.VP	ATO40BP	ATO Blade 5PK Card 40A	0UCB005.XP	UCB5BP	Universal Circuit Breakers Card 5A
0MAX020.XP	MAX20BP	MAXI Blade 1PK Card 20A	0UCB010.XP	UCB10BP	Universal Circuit Breakers Card 10A
0MAX030.XP	MAX30BP	MAXI Blade 1PK Card 30A	0UCB015.XP	UCB15BP	Universal Circuit Breakers Card 15A
0MAX040.XP	MAX40BP	MAXI Blade 1PK Card 40A	0UCB020.XP	UCB20BP	Universal Circuit Breakers Card 20A
0MAX050.XP	MAX50BP	MAXI Blade 1PK Card 50A	0UCB025.XP	UCB25BP	Universal Circuit Breakers Card 25A
0MAX060.XP	MAX60BP	MAXI Blade 1PK Card 60A	0UCB30BP	UCB30BP	Universal Circuit Breakers Card 30A
0MAX080.XP	MAX80BP	MAXI Blade 1PK Card 80A	0813020.XP	813020BP	Stud Type Circuit Breakers w/BKT Card 20A
0MEG100.XP	MEG100BP	MEGA Bolt-On Card 100A	0813030.XP	813030BP	Stud Type Circuit Breakers w/BKT Card 30A
0MEG125.XP	MEG125BP	MEGA Bolt-On Card 125A	0813040.XP	813040BP	Stud Type Circuit Breakers w/BKT Card 40A
0MEG150.XP	MEG150BP	MEGA Bolt-On Card 150A	0813050BP	813050BP	Stud Type Circuit Breakers w/BKT Card 50A
0MEG175.XP	MEG175BP	MEGA Bolt-On Card 175A	0FLR0550XP	FLR550BP	Thermal 550 Flasher Card
0MEG200.XP	MEG200BP	MEGA Bolt-On Card 200A	0FLR0569XP	FLR569BP	Thermal 569 Flasher Card
0MEG225.XP	MEG225BP	MEGA Bolt-On Card 225A	0FLR536/552P	FLR536/552BP	Thermal 536/552 Flasher Card
0MEG250.XP	MEG250BP	MEGA Bolt-On Card 250A	0FLR0575XP	FLR575BP	Thermal 575 Flasher Card
0MIN002.VP	MIN2BP	MINI Blade 5PK Card 2	0FLR0577XP	FRL577BP	Thermal 577 Flasher Card
0MIN003.VP	MIN3BP	MINI Blade 5PK Card 3	KITS/ASSORTMENTS		
0MIN004.VP	MIN4BP	MINI Blade 5PK Card 4	00940133ZP	094133	European Ceramic Fuse Assortment
0MIN005.VP	MIN5BP	MINI Blade 5PK Card 5	00940134ZP	094134	British Glass Fuse Assortment
0MIN07.5VP	MIN7.5BP	MINI Blade 5PK Card 7.5	00940135ZP	094135	Japanese Glass Fuse Assortment
0MIN010.VP	MIN10BP	MINI Blade 5PK Card 10	00940154ZP	094154	American Glass Fuse Assortment
0MIN015.VP	MIN15BP	MINI Blade 5PK Card 15	00940189ZP	094189	Cellular Fuse Assortment
0MIN020.VP	MIN20BP	MINI Blade 5PK Card 20	00940202ZP	094202	ATO Fuse Assortment
0MIN025.VP	MIN25BP	MINI Blade 5PK Card 25	00940294ZP	094294	Marine Fuse Assortment
0MIN030.VP	MIN30BP	MINI Blade 5PK Card 30	00940301ZP	094301	ATO Japanese Fuse Assortment
BLADE AUTOMOTIVE FUSES PRO-PAK					
0ATO005.ZXP	ATO5PRO	ATO Blade 25PC Pro-Pak 5A	00940362ZP	094362	MINI Fuse Assortment
0ATO07.5ZXP	ATO7.5PRO	ATO Blade 25PC Pro-Pak 7.5A	00940363ZP	094363	Emergency Mini Fuse Kit
0ATO010.ZXP	ATO10PRO	ATO Blade 25PC Pro-Pak 10A	00940365ZP	094365	Emergency Motorcycle Glass Kit
0ATO015.ZXP	ATO15PRO	ATO Blade 25PC Pro-Pak 15A	00940366ZP	094366	Emergency Motorcycle ATO KIT
0ATO020.ZXP	ATO20PRO	ATO Blade 25PC Pro-Pak 20A	00940367ZP	094367	Emergency American Glass Kit
0ATO025.ZXP	ATO25PRO	ATO Blade 25PC Pro-Pak 25A	00940368ZP	094368	Emergency European Ceramic Kit
0ATO030.ZXP	ATO30PRO	ATO Blade 25PC Pro-Pak 30A	00940369ZP	094369	Emergency Japanese Glass Fuse Kit
0MIN07.5ZXP	MIN7.5PRO	MINI Blade 25PC Pro-Pak 7.5A	00940370ZP	094370	Emergency ATO Fuse Kit
0MIN010.ZXP	MIN10PRO	MINI Blade 25PC Pro-Pak 10A	00940400Z	094400	ATO Fuse Super Value Pak
0MIN015.ZXP	MIN15PRO	MINI Blade 25PC Pro-Pak 15A	00940408ZP	094408	Computer Fuse Assortment
0MIN020.ZXP	MIN20PRO	MINI Blade 25PC Pro-Pak 20A	00940412ZP	094412	Electric Fence Fuse Assortment
0MIN025.ZXP	MIN25PRO	MINI Blade 25PC Pro-Pak 25A	00940413ZP	094413	Honda Fusible Link Assortment
0MIN030.ZXP	MIN30PRO	MINI Blade 25PC Pro-Pak 30A	00940418ZP	094418	Emergency ATO Diagnostic Fuse Kit
JCAS PAL (AUTOLINK) FUSES CARDED					
0JCS020.XP	JCAS20BP	JCAS Fuse 5PK Card 20A	00940462ZP	094462	Emergency Glass Fuse Kit
0JCS030.XP	JCAS30BP	JCAS Fuse 5PK Card 30A	00940472Z	094472	Emergency MINI Diagnostic Fuse Kit
0JCS040.XP	JCAS40BP	JCAS Fuse 5PK Card 40A	00940475Z	094475	MINI Fuse Super Value Pak
0JCS050.XP	JCAS50BP	JCAS Fuse 5PK Card 50A	00940479ZP	094479	MEGA/MIDI Fuse 20PC Pro Installer Asst.
0JCS060.XP	JCAS60BP	JCAS Fuse 5PK Card 60A	00940482Z	094482	Blade Fuse Tech Pack
0PAL020.XP	PAL020BP	Female Term Card 20A	00940480Z	094480	ATO/MINI Diagnostic Emergency Kit
0PAL030.XP	PAL030BP	Female Term Card 30A	00940482Z	094482	10 JCAS Pro Installer Kit
0PAL040.XP	PAL040BP	Female Term Card 40A	AFTERMARKET SPECIALTY ITEMS		
0PAL050.XP	PAL050BP	Female Term Card 50A	0ATD0020XP	ATD200BP	Detachable Battery Master Switch
0PAL060.XP	PAL060BP	Female Term Card 60A	0ATD0300ZP	ATD300BP	Fuse Battery Master Switch
0PAL130.XP	PAL130BP	Straight Male Term Card 30A	0BPF0001ZP	BPF1BP	Battery Power Feed Kit
			0CAA0200ZP	CAA200BP	Circuit Alert ATO Blown Fuse Indicator