

## FP1 MINI® Style PCB Fuse Rated 32V



### Specifications

LWS

UL 248 Special Purpose Fuses

cULus Recognized: File No. E211637

**Insulating body:** Out of thermoplastic (UL 94-V0, heat-resistant)**Cover:** Out of thermoplastic (V0, transparent),

Visible melting-element

Shunt: Red, not transparent

**Connections:** Soldering pins

Copper alloy, gal. Sn













**Breaking capacity:** 1,000 A, 32 VDC

The FP1 is a MINI style fuse for direct trough-hole pcb soldering. The FP1 has similar performance characteristics as the standard FK1 fuse.

FP1 ist eine Sicherung in MINI-Bauform für direkte Leiterplattenmontage (Durchkontaktierung) mit ähnlichen Leistungsmerkmalen wie die Standard-FK1-Sicherung.

### Time-Current Characteristics / Schmelzeit-Grenzwerte

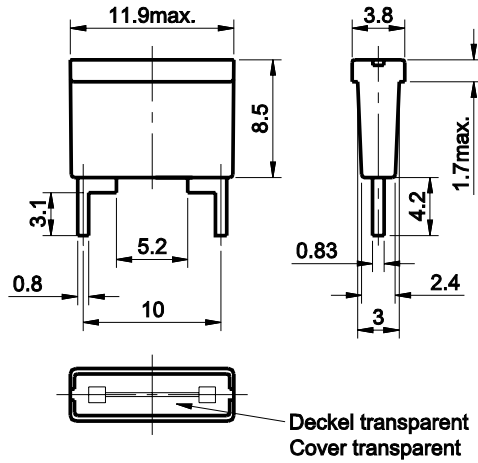
% of Rating % des Nennstromes	Opening Time Min / Max (s) Schmelzcharakteristik Min / Max (s)
110	100 h / –
135	750 ms / 1,800 s
200	150 ms / 5 s
350	40 ms / 500 ms
600	20 ms / 100 ms

Part Number Artikel-Nr.	Current Rating Nennstrom	Housing Color Kennfarbe	Typ. Voltage Drop Typ. Spannungsfall		Cold Resistance Kaltwiderstand	I <sup>2</sup> t
			Standard DIN max.	Littelfuse max.		
168.6585.410_	1 A		225 mV	135 mV	100 mΩ	0.83 A <sup>2</sup> s
168.6585.420_	2 A		200 mV	110 mV	43.0 mΩ	3.31 A <sup>2</sup> s
168.6585.430_	3 A		175 mV	110 mV	27.0 mΩ	7.45 A <sup>2</sup> s
168.6585.440_	4 A		175 mV	110 mV	21.3 mΩ	16.7 A <sup>2</sup> s
168.6585.450_	5 A		175 mV	105 mV	16.2 mΩ	19.8 A <sup>2</sup> s
168.6585.475_	7.5 A		150 mV	100 mV	9.70 mΩ	44.5 A <sup>2</sup> s
168.6585.510_	10 A		125 mV	110 mV	7.40 mΩ	79.2 A <sup>2</sup> s
168.6585.515_	15 A		125 mV	105 mV	4.50 mΩ	178 A <sup>2</sup> s
168.6585.520_	20 A		–	100 mV	3.10 mΩ	331 A <sup>2</sup> s
168.6585.525_	25 A		–	105 mV	2.60 mΩ	653 A <sup>2</sup> s
168.6585.530_	30 A		–	105 mV	1.90 mΩ	1,264 A <sup>2</sup> s
160.6585.0002	Shunt		–	60 mV	1.35 mΩ	1,800 A <sup>2</sup> s

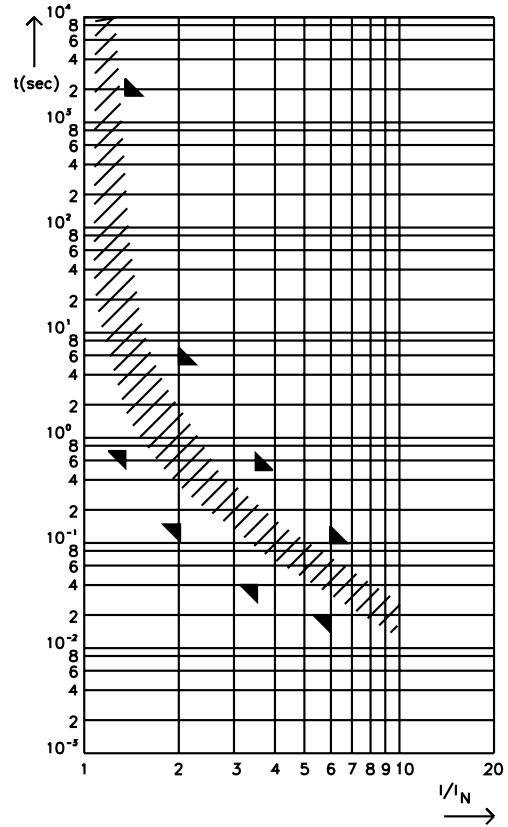
Last figure of part number = packaging code, see Section "Packaging Index," pg. 157.  
Corresponding holder see Section "Fuse Holders."

**FP1 MINI® Style PCB Fuse Rated 32V**

Dimensions in mm / Maße in mm



Pre-arcing Time - limits / Schmelzeit-Grenzwerte DIN



FI = 1.33 (max. operating current:  $0.75 \times I_{rat}$  at 23°C)