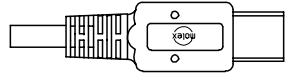
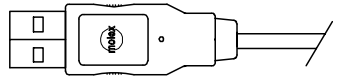
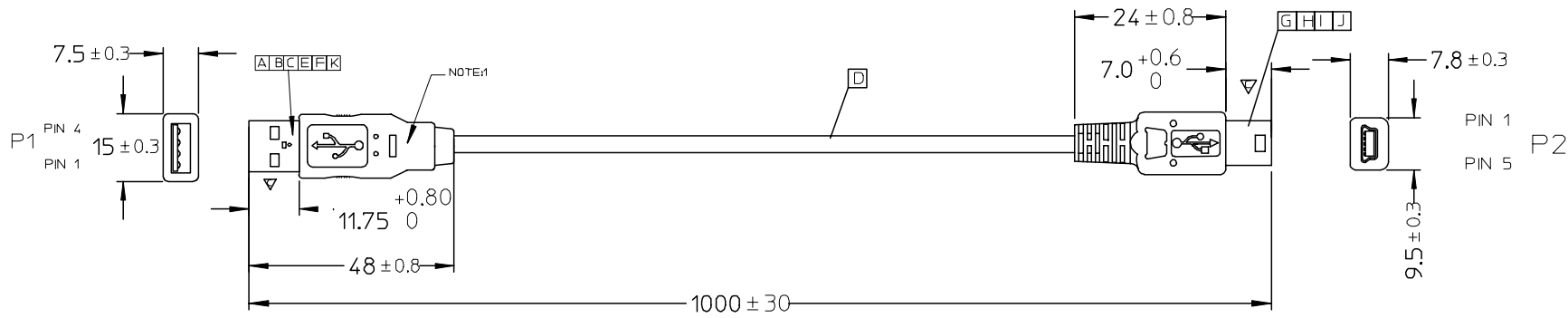


7 6 5 4 3 2 1

E
D
C
B
A

E
D
C
B
A



BACK

NOTE:

1. OUTER MOLDED WITH BLK PVC RESIN 887800043
2. ALL COMPONENT MUST MEET RoHS REQUIREMENT.

K	COPPER FOIL 887801083		1
J	COPPER FOIL 887801114		1
I	USB SERIES MINI-B PLUG COVER SHIELD 675460000		1
H	USB SERIES MINI-B PLUG SHIELD CASE 675450000		1
G	MINI-B PLUG 675420008		1
F	TERMINAL 887809090 (AWG24)		2
E	TERMINAL 887809091 (AWG28)		2
D	USB #28/#24 FROST WHITE CABLE, 172000521	1000	1
C	REAR SHELL 887809084		1
B	FRONT SHELL 887809083		1
A	CRIMP HOUSING 887809086		1

SHELL	SHELL	SHIELDING	BRAID WIRE
4	5	GROUND	BLACK
3	3	+DATA	GREEN
2	2	-DATA	WHITE
1	1	VCC	RED
P 1	P 2	SIGNAL NAME	WIRE COLOR

CONNECTION DIAGRAM

ENTER DESCRIPTION EC NO: DG2006-0078 DRWN: PHZHU CHKD: APPR: DOLUO	2005/10/15 2005/10/19 2005/10/20	QUALITY SYMBOLS ▽=0 ◻=0	GENERAL TOLERANCES (UNLESS SPECIFIED)		DIMENSION STYLE MM ONLY		SCALE ---	DESIGN UNITS METRIC	THIRD ANGLE PROJECTION		
				mm	INCH	DRAWN BY PHZHU	DATE 2005/10/07	TITLE USB 2.0 TYPE A TO MINI-B WHITE 3.3' CABLE ASS'Y			
			4 PLACES	±---	±---	CHECKED BY PHZHU	DATE 2005/10/07				
			3 PLACES	±---	±---	APPROVED BY ZXDENG	DATE 2005/10/07	MATERIAL NO. 68806-0020			
2 PLACES	±---	±---	ANGULAR ±1/2°		DOCUMENT NO. SD-68806-020		SHEET NO. 1 OF 1				
1 PLACE	±---	±---	DRAFT WHERE APPLICABLE MUST REMAIN WITHIN DIMENSIONS		SIZE A 4		THIS DRAWING CONTAINS INFORMATION THAT IS PROPRIETARY TO MOLEX INCORPORATED AND SHOULD NOT BE USED WITHOUT WRITTEN PERMISSION				

6 5 4 3 2 1