Inlet C20 with filter, ECO design, front or rear side mounting

Standard- or Medical-Filter

new

Screw-on or rivet mounting from front or rear side
Screw-On Version

Screw-on mounting from rear side, integrated thread
Screw-On Version

Snap-in mounting from front side
Snap-In Version

C20

70° C

Description

- Panel Mount:
  Screw-on version from front or rear side, snap-in version from front side
- 2 Functions:
  Inlet Protection class I, Line filter in standard and medical version
- Quick connect terminals
- Fits to type: Kabelverbindung/16 A; 4790; 4795 Kabelverbindung/16 A; 0104; 1651; 1652; 1654; 4790; 4795

Approvals

- VDE License Number: 104884
- UL License Number: E72928

Characteristics

- Optimal shielding due to completely closed filter case, unpotted
  Suitable for assembly in metal plated plastic housings
- Version with class X1 and X2 (standard version) capacitors
- Universal line filter for standard applications
  Designed for standard and medical applications
- Qualified for use in equipment according IEC/EN 60950

Other versions on request

- Solder terminals
- Medical version M80
- Capacity CX 330 nF

References

General Product Information

Weblinks

Approvals, RoHS, CHINA-RoHS, e-Store, SCHURTER-Stock-Check, Distributor-Stock-Check

Technical Data

Ratings IEC	16 A @ Ta 40 °C / 250 VAC; 50 Hz
Ratings UL/CSA	20 A @ Ta 40 °C / 250 VAC; 60 Hz
Leakage Current	standard < 0.5 mA (250 V / 60 Hz) medical < 5 µA (250 V / 60 Hz)
Dielectric Strength	> 1.7 kVDC between L-N > 2.7 kVDC between L/N-PE Test voltage (2 sec)
Impulse Withstand Voltage	> 2.5 kV between L-N (CX2) > 4 kV between L-N (CX1) > 5 kV between L/N-PE (Cy2) voltage (1.2/50 µs)
Allowable Operation Temp.	-25 °C to 85 °C
Climatic Category	25/085/21 acc. to IEC 60068-1
Degree of Protection	from front side IP 40 acc. to IEC 60529
Protection Class	Suitable for appliances with protection class I acc. to IEC 61140
Terminal	Quick connect terminals 6.8 x 0.8 mm
Panel Thickness s	Screw-on: max 8 mm Mounting screw torque max 0.5 Nm Snap-in: 0.8 mm to 3 mm (all steps with one variant)
Material: Housing	Themoplast / steel tin-plated, black / metallic, UL 94V-0

Appliance-Inlet /-Outlet	C20 acc. to IEC/EN 60320-1, UL 498, CSA C22.2 no. 42 (for cold condition) pin-temperature 70 °C, 16 A, Protection class I
Line Filter	Standard and Medical Version, IEC 60939, IEC 60601-1, UL 1283, UL 544, EN 133 200, CSA C22.2 no. 8 Technical details
MTBF	> 3'000'000 h acc. to MIL-HB-217 F

Dimensions Length 79.5 mm

Front or rear side mounting for screws with nuts or blind rivets

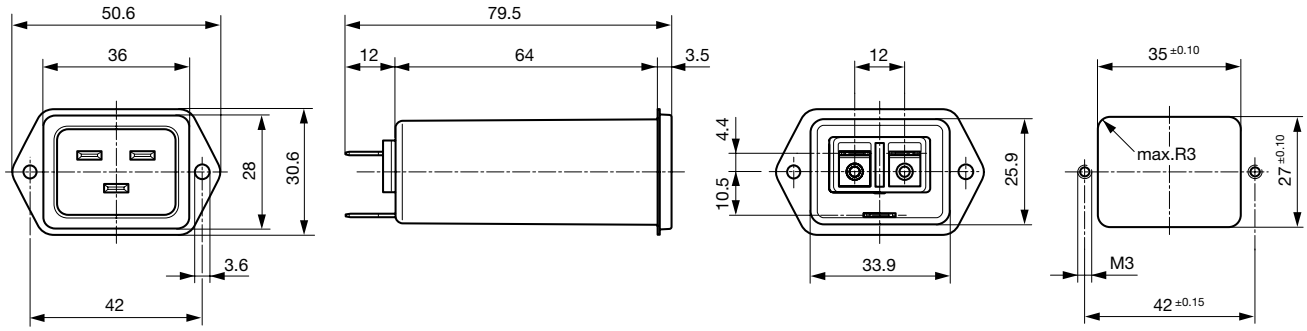

Rear side mounting with pre-formed, threaded holes for M3 screws

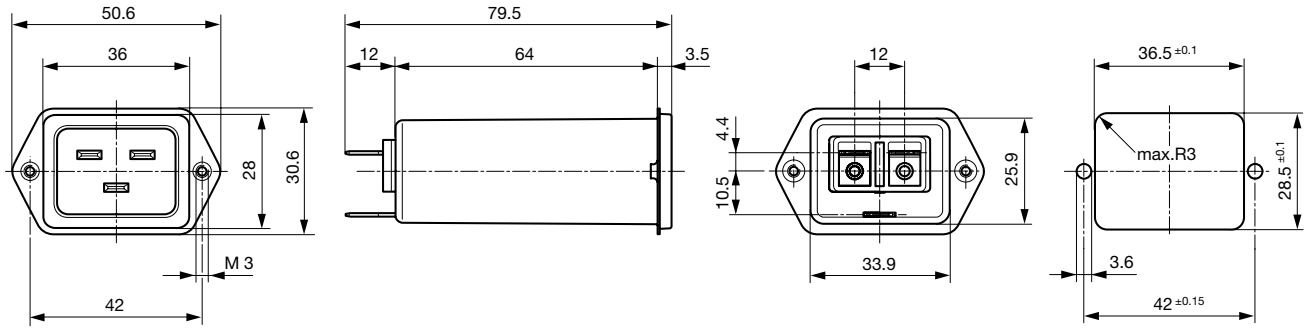

Snap-in mounting from front side

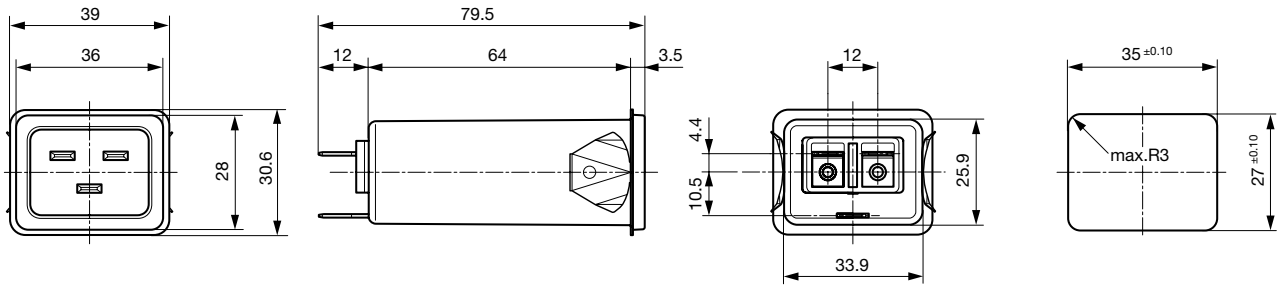

Technical Data of Filter-Components

Rated Current [A]	Filter-Type	Inductances L [mH]	Capacitance CX [nF]	Capacitance CY [nF]	R [MΩ]
16	Standard Version	2 x 0.6	100	2.2	1
20	Standard Version	2 x 0.3	100	2.2	1
16	Medical Version (M5)	2 x 0.6	100	-	1
20	Medical Version (M5)	2 x 0.3	100	-	1

Diagrams

Standard or medical version (M80)

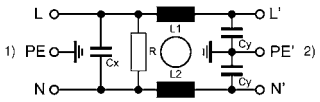

1) Line
2) Load

Medical version (M5)

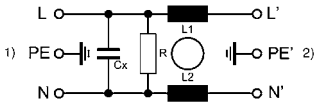

1) Line
2) Load

Attenuation Loss

- - - - differential mode _____ common mode

Standard version

16 A

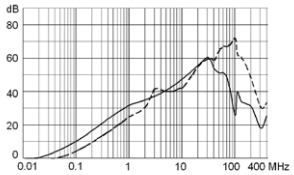

20 A

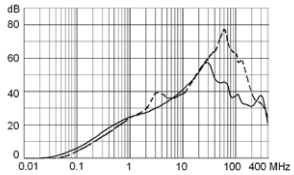

Medical version (M5)

16 A

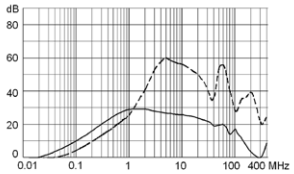

20 A

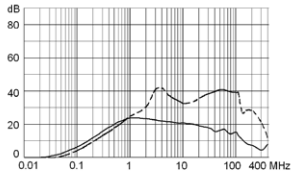

Variants

Distributor-Stock-Check | SCHURTER-Stock-Check | e-Store

Rated Current IEC [A]	Rated Current UL [A]	Filter-Type	Panel mounting	Mounting side	Terminal	Capacitor	Order Number
16	16	Standard Version	Screw-on/Rivet	Front-Side	Quick connect terminals	X2	5130.0000
16	20	Standard Version	Screw-on/Rivet	Front-Side	Quick connect terminals	X2	5130.0001
16	16	Standard Version	Screw-on/Rivet	Front-Side	Quick connect terminals	X1	5130.0100
16	20	Standard Version	Screw-on/Rivet	Front-Side	Quick connect terminals	X1	5130.0101
16	16	Standard Version	Snap-in	Front-Side	Quick connect terminals	X2	5130.2000
16	20	Standard Version	Snap-in	Front-Side	Quick connect terminals	X2	5130.2001
16	16	Standard Version	Snap-in	Front-Side	Quick connect terminals	X1	5130.2100
16	20	Standard Version	Snap-in	Front-Side	Quick connect terminals	X1	5130.2101
16	16	Standard Version	Screw-on	Rear-Side	Quick connect terminals	X2	5130.1000
16	20	Standard Version	Screw-on	Rear-Side	Quick connect terminals	X2	5130.1001
16	16	Standard Version	Screw-on	Rear-Side	Quick connect terminals	X1	5130.1100
16	20	Standard Version	Screw-on	Rear-Side	Quick connect terminals	X1	5130.1101
16	16	Medical Version (M5)	Screw-on/Rivet	Front-Side	Quick connect terminals	X2	5130.0200
16	20	Medical Version (M5)	Screw-on/Rivet	Front-Side	Quick connect terminals	X2	5130.0201
16	16	Medical Version (M5)	Screw-on/Rivet	Front-Side	Quick connect terminals	X1	5130.0300
16	20	Medical Version (M5)	Screw-on/Rivet	Front-Side	Quick connect terminals	X1	5130.0301

Rated Current IEC [A]	Rated Current UL [A]	Filter-Type	Panel mounting	Mounting side	Terminal	Capacitor	Order Number
16	16	Medical Version (M5)	Snap-in	Front-Side	Quick connect terminals	X2	5130.2200
16	20	Medical Version (M5)	Snap-in	Front-Side	Quick connect terminals	X2	5130.2201
16	16	Medical Version (M5)	Snap-in	Front-Side	Quick connect terminals	X1	5130.2300
16	20	Medical Version (M5)	Snap-in	Front-Side	Quick connect terminals	X1	5130.2301
16	16	Medical Version (M5)	Screw-on	Rear-Side	Quick connect terminals	X2	5130.1200
16	20	Medical Version (M5)	Screw-on	Rear-Side	Quick connect terminals	X2	5130.1201
16	16	Medical Version (M5)	Screw-on	Rear-Side	Quick connect terminals	X1	5130.1300
16	20	Medical Version (M5)	Screw-on	Rear-Side	Quick connect terminals	X1	5130.1301

Type for screw on mounting from rear side has pre-threaded holes for M3 screws

Packaging unit 20 Pcs

Accessory

	Description	
	Assorted Covers Rear Cover	
		0859.0047
	Cord retaining kits Cord retainning strain reliefe	
	Flat head, L	4700.0011

SCHURTER ELECTRONIC COMPONENTS
The specifications, descriptions and illustrations indicated in this document are based on current information. All content is subject to modifications anamendments.