

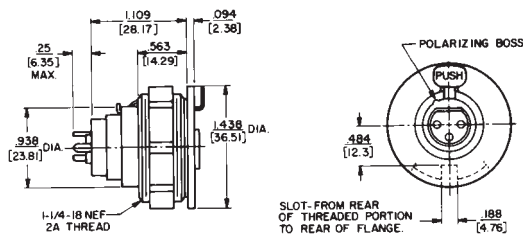
Q-G® RECEPTACLES

B(*)F RECEPTACLE

Panel-mount female receptacle. Mounts with spanner nut from front of panels up to .4375 inches (11.11 mm) thick. Slot in threaded part of housing permits non-turn mounting. Requires 1.25-inch (31.75 mm) diameter minimum mounting hole. Spanner nut is die-cast zinc with satin nickel finish (Series B*F) or black finish (Series B*FB).



Part No. ¹	Part No. ²	Insert Contacts
B3F	B3FB	3
◇B4F	—	4
◇B5F	—	5
◇B6F	—	6
◇B7F	—	7

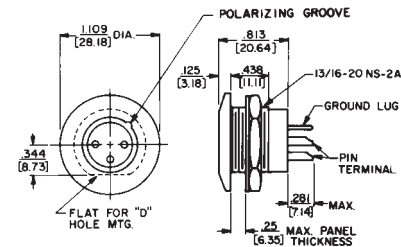


B(*)M RECEPTACLE

Panel-mount male receptacle. Mounts with locknut from front of panels up to .250-inch (6.35 mm) thick. Requires .812-inch (20.64 mm) diameter mounting hole. For non-turning mounting, can be keyed to "D" shaped panel hole, or S3519 mounting adapter can be used. Satin nickel finish (Series B*M) or black finish (Series B*MB).



Part No. ¹	Part No. ²	Insert Pins
B3M	B3MB	3
B4M	—	4
◇B5M	—	5
◇B6M	—	6
◇B7M	—	7

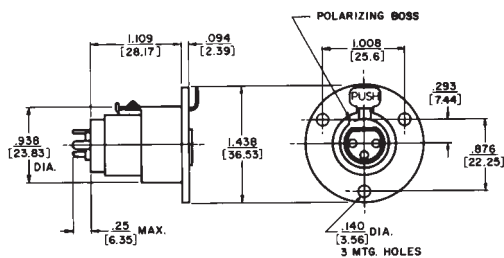


C(*)F RECEPTACLE

Female receptacle for panel or chassis mounting. Flange has three .140 inch (3.57 mm) diameter holes for #5-40 mounting screws (not supplied). Mounts from front of panel or chassis in 0.953 inch (24.21 mm) diameter hole.



Part No. ¹	Part No. ⁵	Insert Contacts
C3F	◇QGP326	3
C4F	—	4
C5F	—	5
◇C6F	—	6
◇C7F	—	7

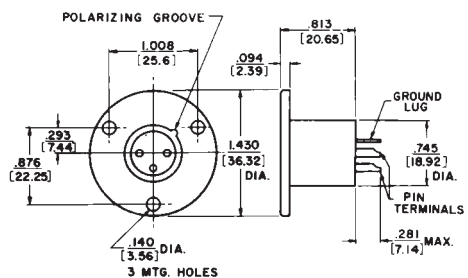


C(*)M RECEPTACLE

Male receptacle for panel or chassis mounting. Flange has three .140 inch (3.57 mm) diameter holes for #5-40 mounting screws (not supplied). Mounts from front of panel or chassis in .766 inch (19.45 mm) diameter hole.



Part No. ¹	Part No. ⁵	Insert Pins
C3M	◇QGP327	3
C4M	—	4
C5M	—	5
◇C6M	—	6
◇C7M	—	7



DIMENSIONS ARE FOR REFERENCE ONLY $\frac{\text{Inch}}{\text{(mm)}}$

NOTE: Contact your Switchcraft Representative for price and delivery.