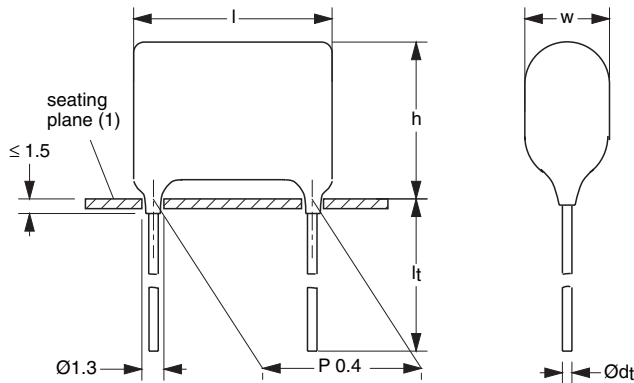


Metallized Polyester Film Capacitors

MKT Radial Epoxy Lacquered Type



Dimensions in mm
(1) Hole \varnothing 1.0 for $d_t = 0.6$ mm

APPLICATIONS

Blocking and coupling. Bypass and energy reservoir

MARKING

C-value; tolerance; rated voltage; manufacturer's symbol; code for dielectric material and construction

DIELECTRIC

Polyester film

ELECTRODES

Vacuum deposited aluminum

COATING

Flame retardant epoxy material (UL-class 94 V-0)

CONSTRUCTION

Wound mono construction

LEADS

Tinned wire

CAPACITANCE RANGE (E12 SERIES)

0.001 to 1.0 μ F

FEATURES

- Available taped and loose in box
- Lead (Pb)-free product
- RoHS-compliant product

CAPACITANCE TOLERANCE

$\pm 10\%$; $\pm 5\%$

RATED (DC) VOLTAGE

100 V; 250 V; 400 V; 630 V

RATED (AC) VOLTAGE

63 V; 160 V; 220 V; 250 V

CLIMATIC CATEGORY

55/105/56

RATED TEMPERATURE

85 °C

MAXIMUM APPLICATION TEMPERATURE

105 °C

REFERENCE SPECIFICATIONS

IEC 60384-2

PERFORMANCE GRADE

Grade 1 (long life)

MATERIALS

Qualified in accordance with UL94 V-0

DETAIL SPECIFICATION

For more detailed data and test requirements contact:
filmcaps.roeselare@vishay.com



RoHS
COMPLIANT

COMPOSITION OF CATALOG NUMBER

TYPE AND PITCHES	
469	10.0 mm

CAPACITANCE
(numerically)

MULTIPLIER (nF)	
0.1	2
1	3
10	4
100	5

2222	469	XX	XX	X
BFC2*	469	XX	XX	X

Example:
104 = 10 x 10 = 100 nF

* Use this partnumber for those with access to the Vishay's SAP system and Partners website within the Americas

TYPE	PACKAGING	LEAD CONFIGURATION	ON REQUEST				
			C-TOL	100 V	250 V	400 V	630 V
MKT 469	loose in box	lead length 4.0+ 1.0/- 0.5 mm	± 10 %	25	45	55	65
			± 5 %	26	46	56	66
		lead length 22.0 ± 4.0 mm	± 10 %	21	41	51	61
			± 5 %	22	42	52	62
	taped on reel	H = 18.5 mm; P ₀ = 12.7 mm; reel diameter = 500 mm	± 10 %	28	48	58	68
			± 5 %	29	49	59	69

SPECIFIC REFERENCE DATA

DESCRIPTION	VALUE			
	at 1 kHz	at 10 kHz	at 100 kHz	
Tangent of loss angle:				
C ≤ 0.1 μF	≤ 75 × 10 ⁻⁴	≤ 120 × 10 ⁻⁴	≤ 200 × 10 ⁻⁴	
0.1 μF < C ≤ 0.47 μF	≤ 75 × 10 ⁻⁴	≤ 120 × 10 ⁻⁴	≤ 225 × 10 ⁻⁴	
0.47 μF < C ≤ 1.0 μF	≤ 75 × 10 ⁻⁴	≤ 120 × 10 ⁻⁴	-	
Rated voltage pulse slope (dU/dt) _R at 100 V (DC)	at 100 V (DC)	at 250 V (DC)	at 400 V (DC)	at 630 V (DC)
	30 V/μs	120 V/μs	170 V/μs	120 V/μs
R between leads, for C ≤ 0.33 μF:				
at 100 V; 1 minute		> 30000 MΩ	> 30000 MΩ	
at 500 V; 1 minute				> 30000 MΩ
RC between leads, for C > 0.33 μF at 100 V; 1 minute	> 5000 s			
R between interconnecting leads and casing; 100 V; 1 minute	> 30000 MΩ	> 30000 MΩ	> 30000 MΩ	> 30000 MΩ
Withstanding (DC) voltage (cut off current 10 mA); rise time 100 V/s	160 V; 1 minute	400 V; 1 minute	640 V; 1 minute	1008 V; 1 minute
Withstanding (DC) voltage between leads and case	200 V; 1 minute	500 V; 1 minute	800 V; 1 minute	1260 V; 1 minute



Metallized Polyester Film Capacitors Vishay BCcomponents
MKT Radial Epoxy Lacquered Type

$U_{Rdc} = 100\text{ V}$; $U_{Rac} = 63\text{ V}$

C (μF)	DIMENSIONS $w_{\text{max}} \times h_{\text{max}} \times l_{\text{max}}$ (mm)	MASS (g)	CATALOG NUMBER 2222 469 AND PACKAGING			
			LOOSE IN BOX			REEL
			$l_t = 4.0 + 1.0/- 0.5\text{ mm}$		$l_t = 22.0 \pm 4.0\text{ mm}$	
			C-tol = $\pm 10\%$	SPQ	SPQ	SPQ
last 5 digits of catalog number						
Pitch = $10.0 \pm 0.4\text{ mm}$; $d_t = 0.60 \pm 0.06\text{ mm}$						
0.056	4.0 × 11.0 × 12.5	0.4	25563	2000	1500	1500
0.068			25683			
0.082			25823			
0.1			25104			
0.12	4.3 × 11.3 × 12.5	0.5	25124	2000	1500	1500
0.15	3.9 × 10.9 × 12.5	0.4	25154	2000	1500	1500
0.18	4.2 × 11.2 × 12.5	0.4	25184	2000	1500	1500
0.22	4.5 × 11.5 × 12.5	0.5	25224	2000	1500	1300
0.27	4.2 × 11.2 × 12.5	0.4	25274	2000	1500	1500
0.33	4.6 × 11.6 × 12.5	0.5	25334	2000	1500	1300
0.39	4.0 × 11.0 × 12.5	0.4	25394	2000	1500	1500
0.47	4.2 × 11.2 × 12.5	0.4	25474	2000	1500	1500
0.56	4.6 × 11.6 × 12.5	0.5	25564	2000	1500	1300
0.68	5.0 × 12.0 × 12.5	0.5	25684	1500	1250	1200
0.82	5.5 × 12.5 × 12.5	0.6	25824	1500	1000	1100
1.0	6.0 × 13.0 × 12.5	0.6	25105	1250	1000	1000

$U_{Rdc} = 250\text{ V}$; $U_{Rac} = 160\text{ V}$

C (μF)	DIMENSIONS $w_{\text{max}} \times h_{\text{max}} \times l_{\text{max}}$ (mm)	MASS (g)	CATALOG NUMBER 2222 469 AND PACKAGING			
			LOOSE IN BOX			REEL
			$l_t = 4.0 + 1.0/- 0.5\text{ mm}$		$l_t = 22.0 \pm 4.0\text{ mm}$	
			C-tol = $\pm 10\%$	SPQ	SPQ	SPQ
last 5 digits of catalog number						
Pitch = $10.0 \pm 0.4\text{ mm}$; $d_t = 0.60 \pm 0.06\text{ mm}$						
0.027	4.2 × 11.2 × 12.5	0.4	45273	2000	1500	1500
0.033	4.6 × 11.6 × 12.5	0.5	45333	2000	1500	1300
0.039	4.0 × 11.0 × 12.5	0.4	45393	2000	1500	1500
0.047	4.1 × 11.1 × 12.5	0.4	45473	2000	1500	1500
0.056	4.0 × 11.0 × 12.5	0.4	45563	2000	1500	1500
0.068	4.1 × 11.1 × 12.5	0.4	45683	2000	1500	1500
0.082	4.4 × 11.4 × 12.5	0.5	45823	2000	1500	1500
0.1	4.0 × 11.0 × 12.5	0.4	45104	2000	1500	1500
0.12	4.3 × 11.3 × 12.5	0.5	45124	2000	1500	1500
0.15	4.8 × 11.8 × 12.5	0.5	45154	2000	1250	1300
0.18	5.2 × 12.2 × 12.5	0.5	45184	1500	1000	1200
0.22	5.8 × 12.8 × 12.5	0.6	45224	1500	1000	1100

Vishay BCcomponents Metallized Polyester Film Capacitors
MKT Radial Epoxy Lacquered Type

$U_{Rdc} = 400\text{ V}$; $U_{Rac} = 220\text{ V}$

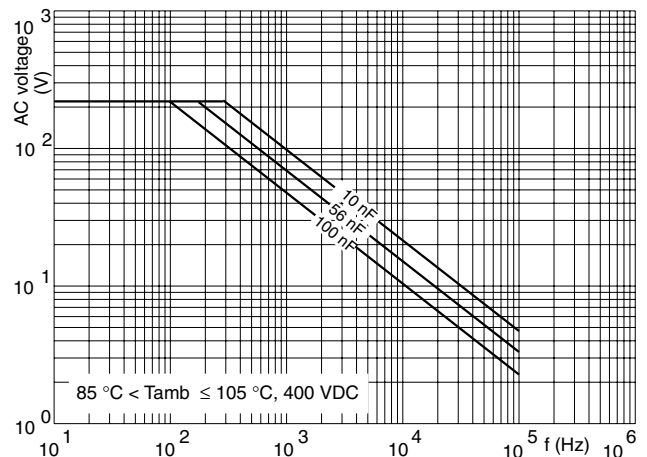
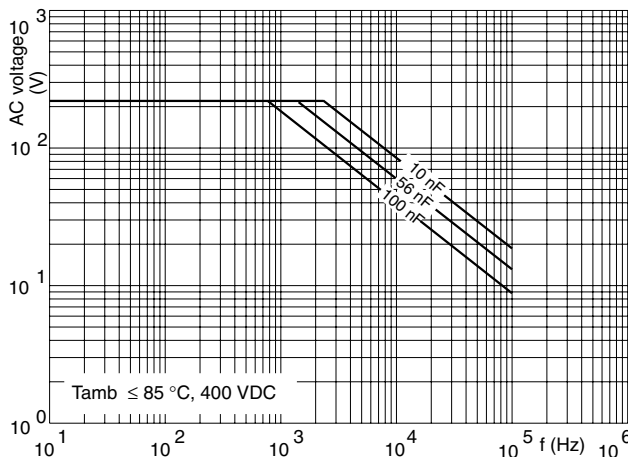
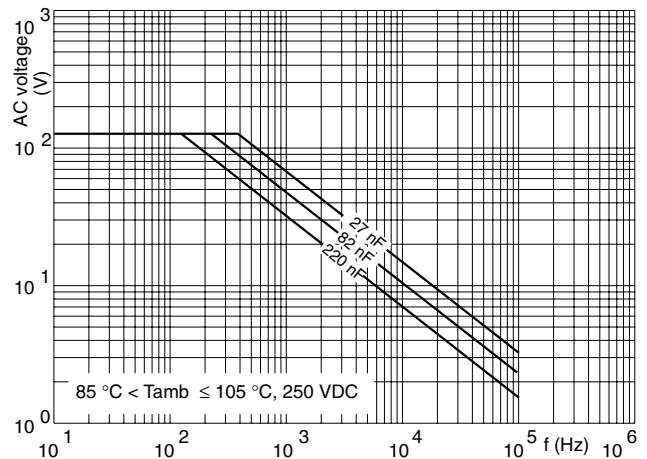
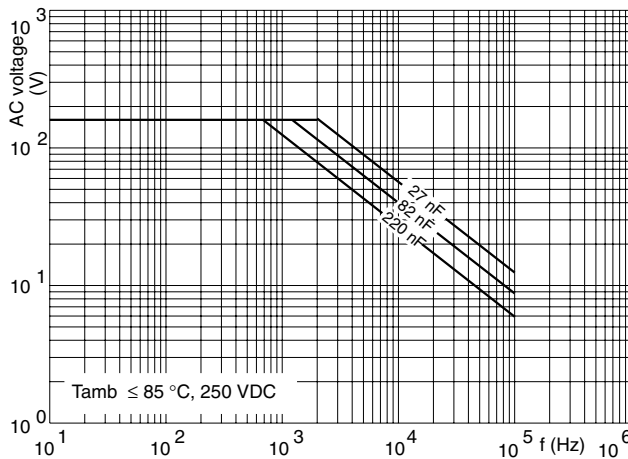
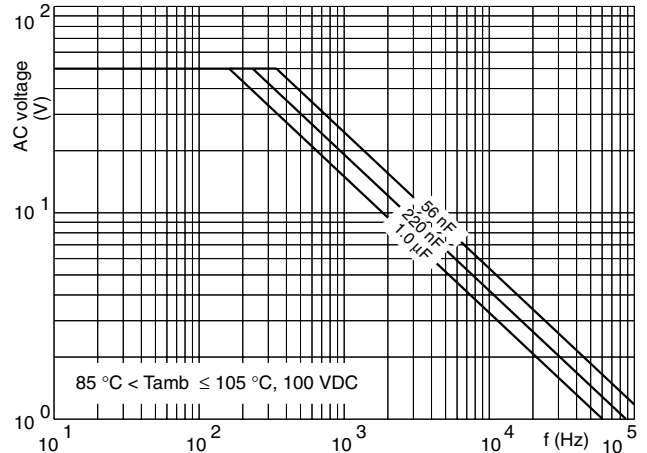
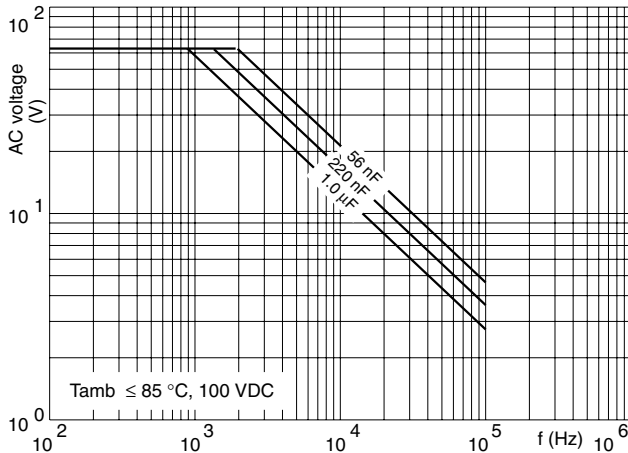
C (μF)	DIMENSIONS $w_{max} \times h_{max} \times l_{max}$ (mm)	MASS (g)	CATALOG NUMBER 2222 469 AND PACKAGING			
			LOOSE IN BOX			REEL
			$l_t = 4.0 + 1.0/- 0.5\text{ mm}$		$l_t = 22.0 \pm 4.0\text{ mm}$	
			C-tol = $\pm 10\%$	SPQ	SPQ	SPQ
last 5 digits of catalog number						
Pitch = $10.0 \pm 0.4\text{ mm}$; $d_t = 0.60 \pm 0.06\text{ mm}$						
0.001 0.0012 0.0015 0.0018	4.5 × 11.5 × 12.5	0.5	55102	2000	1500	1300
0.0022			55122			
0.0027			55152			
0.0033			55182			
0.0039	4.0 × 11.0 × 12.5	0.4	55222	2000	1500	1500
0.0047	4.3 × 11.3 × 12.5	0.5	55272	2000	1500	1500
0.0056	4.6 × 11.6 × 12.5	0.5	55332	2000	1500	1300
0.0068	4.0 × 11.0 × 12.5	0.4	55392	2000	1500	1500
0.0082	4.1 × 11.1 × 12.5	0.4	55472	2000	1500	1500
0.01	4.6 × 11.6 × 12.5	0.5	55562	2000	1500	1300
0.012	4.2 × 11.2 × 12.5	0.4	55682	2000	1500	1500
0.015	4.6 × 11.6 × 12.5	0.5	55822	2000	1500	1300
0.018	4.1 × 11.1 × 12.5	0.4	55103	2000	1500	1500
0.022	4.5 × 11.5 × 12.5	0.5	55123	2000	1500	1300
0.027	4.1 × 11.1 × 12.5	0.4	55153	2000	1500	1500
0.033	4.5 × 11.5 × 12.5	0.5	55183	2000	1500	1300
0.039	4.0 × 11.0 × 12.5	0.4	55223	2000	1500	1500
0.047	4.2 × 11.2 × 12.5	0.4	55273	2000	1500	1500
0.056	4.6 × 11.6 × 12.5	0.5	55333	2000	1500	1300
0.068	5.0 × 12.0 × 12.5	0.5	55393	1500	1250	1200
0.082	4.1 × 11.1 × 12.5	0.4	55473	2000	1500	1500
0.1	4.4 × 11.4 × 12.5	0.5	55563	2000	1500	1500
	4.8 × 11.8 × 12.5	0.5	55683	2000	1250	1300
	5.4 × 12.4 × 12.5	0.6	55823	1500	1000	1200
	5.7 × 12.7 × 12.5	0.6	55104	1500	1000	1100

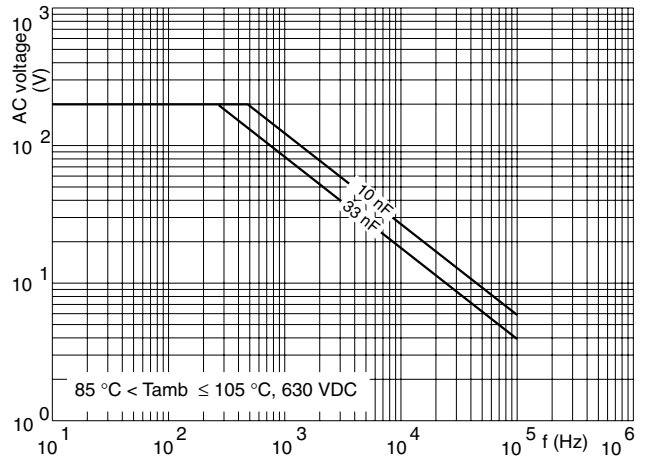
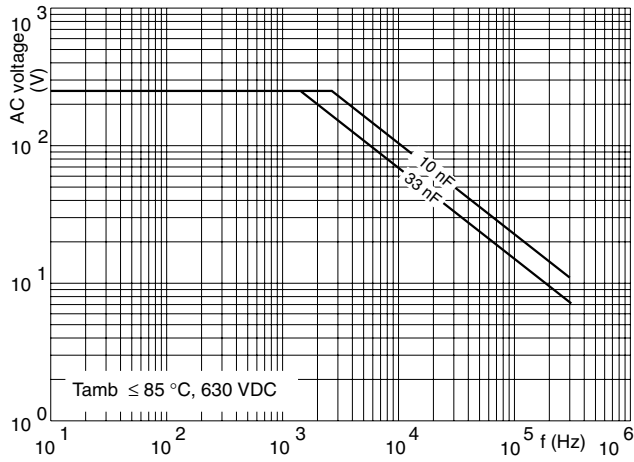
$U_{Rdc} = 630\text{ V}$; $U_{Rac} = 250\text{ V}$

C (μF)	DIMENSIONS $w_{max} \times h_{max} \times l_{max}$ (mm)	MASS (g)	CATALOG NUMBER 2222 469 AND PACKAGING			
			LOOSE IN BOX			REEL
			$l_t = 4.0 + 1.0/- 0.5\text{ mm}$		$l_t = 22.0 \pm 4.0\text{ mm}$	
			C-tol = $\pm 10\%$	SPQ	SPQ	SPQ
last 5 digits of catalog number						
Pitch = $10.0 \pm 0.4\text{ mm}$; $d_t = 0.60 \pm 0.06\text{ mm}$						
0.01	4.1 × 11.1 × 12.5	0.4	65103	2000	1500	1500
0.012	4.5 × 11.5 × 12.5	0.5	65123	2000	1500	1300
0.015	4.9 × 11.9 × 12.5	0.5	65153	2000	1250	1200
0.018	5.4 × 12.4 × 12.5	0.6	65183	1500	1000	1100
0.022	4.8 × 11.8 × 12.5	0.5	65223	2000	1250	1300
0.027	5.3 × 12.3 × 12.5	0.6	65273	2000	1000	1200
0.033	5.9 × 12.9 × 12.5	0.6	65333	1500	1000	1100

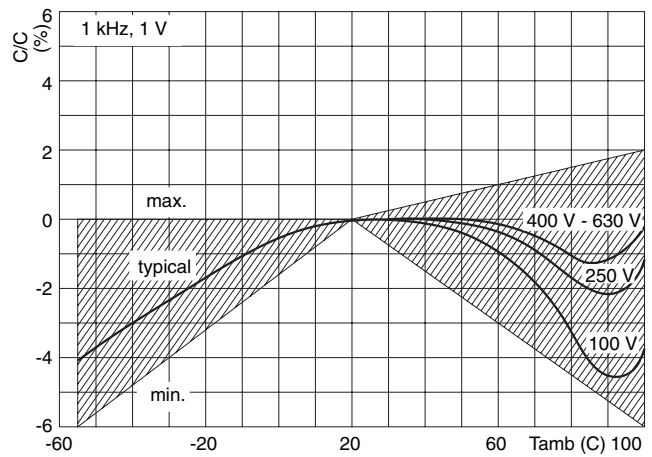
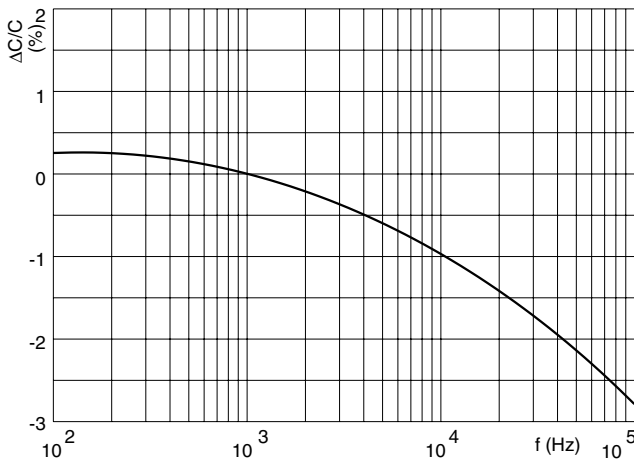


MAXIMUM RMS VOLTAGE (SINEWAVE) AS A FUNCTION OF FREQUENCY

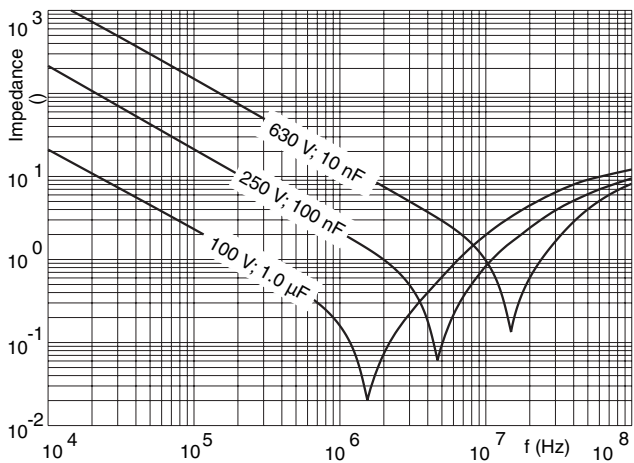




CAPACITANCE



IMPEDANCE





Disclaimer

All product specifications and data are subject to change without notice.

Vishay Intertechnology, Inc., its affiliates, agents, and employees, and all persons acting on its or their behalf (collectively, "Vishay"), disclaim any and all liability for any errors, inaccuracies or incompleteness contained herein or in any other disclosure relating to any product.

Vishay disclaims any and all liability arising out of the use or application of any product described herein or of any information provided herein to the maximum extent permitted by law. The product specifications do not expand or otherwise modify Vishay's terms and conditions of purchase, including but not limited to the warranty expressed therein, which apply to these products.

No license, express or implied, by estoppel or otherwise, to any intellectual property rights is granted by this document or by any conduct of Vishay.

The products shown herein are not designed for use in medical, life-saving, or life-sustaining applications unless otherwise expressly indicated. Customers using or selling Vishay products not expressly indicated for use in such applications do so entirely at their own risk and agree to fully indemnify Vishay for any damages arising or resulting from such use or sale. Please contact authorized Vishay personnel to obtain written terms and conditions regarding products designed for such applications.

Product names and markings noted herein may be trademarks of their respective owners.