




Polyester Film Capacitors

PF Series

FEATURES

- High moisture resistance
- Wide operating temperature range
- Leads are electrically welded to electrodes
- Conformally coated with flame retardant epoxy resin



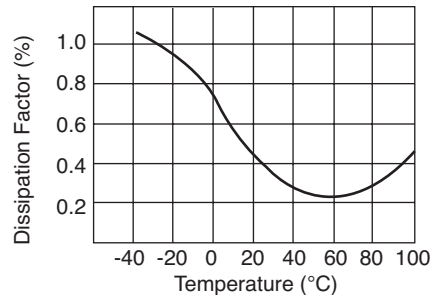
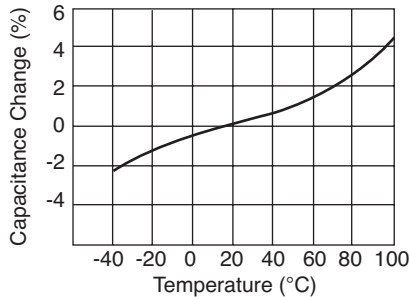
CHARACTERISTICS

Item	Characteristics
Operating Temperature Range	-40°C ~ +85°C
Capacitance Tolerance	±2%, ±3%, ±5%, ±10%, ±20%
Standard Working Voltage (WV)	50, 100, 200, 400
Withstanding Voltage	Working Voltage x 2.5 (5 sec.)
Dissipation Factor	1.0% max. (1KHz)
Insulation Resistance	30,000MΩ
High Temperature Stability	Capacitance change +5% ~ -2% @ +85°C; Insulation resistance: 1,500MΩ min.
Low Temperature Stability	Capacitance change 0% ~ +5% @ -40°C; Insulation resistance: 1,500MΩ min.
Humidity Life	@+40°C, 90%~95%RH x WV for 250 ±4 hrs: C change is ±5% max.; DF change is 1.2% max.; IR is 9,000MΩ min.
Life Test	@+85°C, 1.4 x WV for 1,000 hrs: C change is ±8% max.; DF change is 1.1% max.; IR is 4,500MΩ min.
Lead Material	Solder plated annealed copper covered steel wire

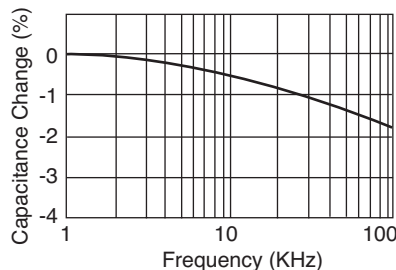
PART NUMBERING SYSTEM

1	4	0	-	P	F	2	A	1	0	2	J	Voltage (WV) Code: 1H = 50 2A = 100 2D = 200 2G = 400	Tolerance Code: F = ±2% G = ±3% J = ±5% K = ±10% M = ±20%
Prefix				Series		Voltage		Capacitance (pF)			Tolerance		

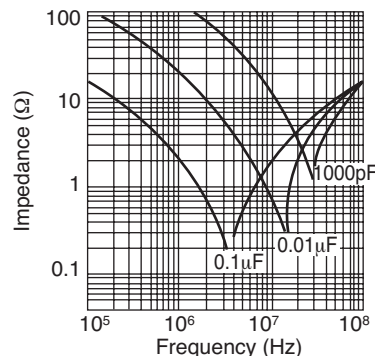
TEMPERATURE CHARACTERISTIC CHART



FREQUENCY CHARACTERISTIC CHART

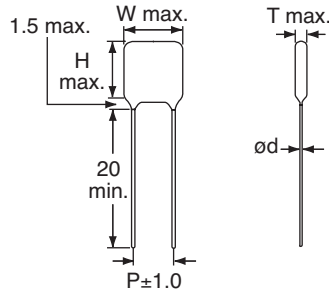


IMPEDANCE-FREQUENCY CHARACTERISTIC (Ω) CHART



XICON PASSIVE COMPONENTS • (800) 628-0544

■ DIMENSIONS



Value (μF)	Working Voltage (WV): 50 and 100; Dimensions (mm)		
	W x H x T	P	ød
0.001	6.0 x 10.5 x 3.0	3.5	0.5
0.0012	6.0 x 10.5 x 3.0	3.5	0.5
0.0015	6.0 x 10.5 x 3.0	3.5	0.5
0.0018	6.0 x 10.5 x 3.0	3.5	0.5
0.0022	6.0 x 10.5 x 3.0	3.5	0.5
0.0027	6.0 x 10.5 x 3.0	3.5	0.5
0.0033	6.0 x 10.5 x 3.0	3.5	0.5
0.0039	6.0 x 10.5 x 3.0	3.5	0.5
0.0047	6.0 x 10.5 x 3.0	3.5	0.5
0.0056	6.0 x 10.5 x 3.0	3.5	0.5
0.0068	6.0 x 10.5 x 3.5	3.5	0.5
0.0082	6.5 x 10.5 x 3.5	3.5	0.5
0.01	6.5 x 12.0 x 3.5	3.5	0.5
0.012	6.5 x 12.0 x 3.5	3.5	0.5
0.015	7.0 x 12.0 x 3.5	4.0	0.5
0.018	7.0 x 12.0 x 4.0	4.0	0.5
0.022	7.5 x 12.0 x 4.0	4.0	0.5
0.027	7.5 x 12.0 x 4.0	4.0	0.5
0.033	8.0 x 12.0 x 5.0	5.0	0.5
0.039	8.0 x 13.0 x 5.0	5.0	0.5
0.047	8.5 x 13.0 x 5.0	5.0	0.5
0.056	9.0 x 13.0 x 5.0	5.0	0.5
0.068	9.5 x 13.0 x 5.0	7.5	0.5
0.082	10.0 x 13.0 x 6.0	7.5	0.5
0.1	11.0 x 14.0 x 6.0	7.5	0.5
0.12	11.0 x 14.0 x 6.5	7.5	0.5
0.15	12.0 x 17.0 x 7.0	9.0	0.5
0.18	12.5 x 17.0 x 7.0	9.0	0.5
0.22	13.0 x 17.0 x 7.5	9.0	0.5
0.27	14.5 x 18.0 x 8.0	9.0	0.5
0.33	14.5 x 21.0 x 8.5	10.0	0.6
0.39	15.0 x 21.0 x 9.0	10.0	0.6
0.47	16.0 x 22.0 x 9.0	10.0	0.6

Value (μF)	Working Voltage (WV): 200; Dimensions (mm)		
	W x H x T	P	ød
0.001	6 x 12 x 3.5	3.5	0.5
0.0022	6 x 12 x 3.5	3.5	0.5
0.0047	6.5 x 12 x 3.5	3.5	0.5
0.01	8.5 x 13 x 4.5	5.0	0.5
0.015	9 x 13 x 6	5.0	0.5
0.022	10 x 13.5 x 6	5.0	0.5
0.047	14 x 15.5 x 7	7.5	0.5
0.05	14 x 15.5 x 7	7.5	0.5
0.1	17 x 20 x 9	10	0.5
0.15	18 x 21 x 9.5	12.5	0.5
0.2	19 x 21 x 11	12.5	0.5
0.22	19 x 21 x 11	12.5	0.5

Value (μF)	Working Voltage (WV): 400; Dimensions (mm)		
	W x H x T	P	ød
0.001	6 x 12 x 3.5	3.5	0.5
0.0022	6 x 12 x 3.5	3.5	0.5
0.0047	7 x 13 x 4	5.0	0.5
0.01	9 x 13 x 5	5.0	0.5
0.02	12 x 13.5 x 7	5.0	0.5
0.022	12 x 13.5 x 7	5.0	0.5
0.05	15 x 18 x 8	7.5	0.5
0.1	18 x 20 x 10	10	0.5